



PHS Philadelphia Flower Show®

EXHIBITOR'S GUIDE

Feb 28 – Mar 8, 2026*
PA Convention Center

Purchase tickets at PHSonline.org

Flower Show proceeds support
the mission to improve health and
well-being through gardening.

*Members' Preview Day
is February 27, 2026

WORKSHOPS AND PRESENTATIONS FOR EXHIBITORS AND PROSPECTIVE EXHIBITORS

Schedule as of press time. Check the PHS website for changes (PHSonline.org.)

See individual sections for more details, including how to register.

All programs will be at the PHS Town Hall (First Floor), 100 N. 20th St, Philadelphia, PA 19103

Date	Program/Workshop	Cost
Sat., Sept. 20 10 am–1 pm See page 33.	Horticulture Program: Taking the Challenge Out of Challenge Plants Presenter: Anthony Giunta Program: 10 am–11 am Plant distribution: 11 am–12:30 pm	Program: Free Challenge plants (each, includes \$3 processing fee) \$12 members \$14 non-members
Sat., Sept. 27 10 am–12 pm See page 25.	Botanical Arts Workshop: Craftsmanship Basics Presenters: Hollis Bauer, Lisa Walker, Tonya Young Hands on; materials provided.	\$10 members \$15 non-members Limit: 20 attendees
Sat., Oct. 4 12 pm–2:30 pm See page 22.	Pressed Plant Workshop: Learning the Art of Pressed Plants Presenters: Khara Flint, Rita Dennis Hands on, materials provided.	\$10 members \$15 non-members Limit: 22 attendees
Sat. Oct. 11 10 am–11:30 am See page 33.	Horticulture Program: Forcing Bulbs—Blooming Beauty Ahead of Schedule. Presenter: Jenny Rose Carey	Free
Sat., Oct. 18 10 am–11:30 am See page 33.	Horticulture Program: Exhibiting 101—Tips for Entering and Grooming Your Plants for the Show Presenter: Bex Claire Hammel	Free
Sat., Oct. 18 1 pm–2:30 pm See page 33.	Kokedama Workshop: Create Your Own Kokedama Entry for the Flower Show. Presenter: Justin Dampman	\$20 members \$25 non-members Limit: 25 attendees
Sat., Oct. 25 12 pm–2:30 pm See page 22.	Pressed Plant Workshop: Advanced Techniques Presenters: Khara Flint, Rita Dennis New! Hands-on; build on your skills.	\$10 members \$15 non-members Limit: 22 attendees
Sat., Nov. 1 10 am–11:30 am See page 33.	Horticulture Program: Growing Orchids for the Flower Show Presenters: Barb Schmidt, Michael Bowell	Free
Sat., Dec. 6 10 am–12 pm See page 18.	Arrangement Workshop: Discover, Design, Exhibit—Learn about this year's unique arrangement classes and design styles.	Free
Sat., Jan 10 10 am–12 pm See page 18.	Arrangement Workshop: Get Creative—Learn what it takes to make your design a standout.	Free
Sat., Jan. 17 10 am–12 pm See page 18.	Arrangement Workshop: Arrangement Class Essentials—Everything you need to know about entering. Strongly recommended for new and novice exhibitors.	Free
Sat., Jan 24 10 am–12 pm	Arrangement Workshop Snow makeup date.	Free

2026 PHS Philadelphia Flower Show
February 28 – March 8
Pennsylvania Convention Center, 12th & Arch Streets, Philadelphia, PA

Contents

Arrangements	10-18
Awards.....	67-71
Beginner's Luck	45, 47, 62
Botanical Arts	23-25
Challenge Classes.....	33, 62
Competitive Classes Committee	3-6
Design Classes	
Balcony.....	29
Doorway	30
Garden	29
Miniature Setting	30
Store Window	30
Table with Arrangement	30
Window Box and Lamp Post	29
Flower Show Rules and Information (General Rules)	7-9
Flower Show Staff	2
Horticulture and Orchids.....	31-66
Novice Classes	
Artistic and Design	16, 19, 24, 29
Horticulture and Orchids.....	45, 47, 48, 50, 53, 58, 60, 62, 64, 65
Photography	26-28
Pressed Plant Material	19-22
Workshops and Presentations	
Arrangements.....	18
Botanical Arts	25
Horticulture	33
Pressed Plants	22
Youth/Student Classes	19, 20, 24, 29, 47, 48, 50, 53, 62, 65, 73

Please note: The information in this *Exhibitor's Guide* was accurate at press time. However, some changes may have been made since then—for example, classes may have been dropped or divided, committee members may have been added, or contact information may have changed. Please see the online *Guide* for the most up-to-date information: phsonline.org/the-flower-show/participate.

In case of severe weather conditions, please check the PHS website and PHS social media for any changes to Show hours.

TEACHERS AND YOUTH-GROUP LEADERS

School and Youth Exhibitor Liaisons and other volunteers will offer assistance for schools and youth organizations that want to participate in the Show. See page 73 for more information.

The Pennsylvania Horticultural Society (PHS)
100 N. 20th Street, Philadelphia, PA 19103-1495
215.988.8800
PHS website: PHSONline.org
PHS Philadelphia Flower Show website: PHSONline.org/the-flower-show

2026 PHS PHILADELPHIA FLOWER SHOW COMMITTEE

Wilfreta Baugh, Chair

Matt Rader, President

FLOWER SHOW STAFF

Executive Vice President and Chief Financial Officer	Tamela Vieira
Creative Director and Vice President of the Philadelphia Flower Show	Seth Pearsoll
Senior Administrative Specialist	Chelsea McNally
Vice President, Horticulture	Andrew Bunting
Director, Operations, Production, and Competitive Classes	Nick Gerace
Associate Director, Competitive Classes.....	Jenna Celius
Associate Director, Volunteers	Rachel Messina
Associate Director, Exhibitions and Production.....	Hannah Mullen
Associate Director, Experiences and Engagement.....	Emily Knitter
Associate Director, Merchandising	Meredith Colberg
Flower Show Budget & Staffing Manager.....	Michelle Dean
Lead Designer	Laura Butera
Design Associate	Nancy Fuerth
Competitive Classes Senior Data Specialist	Elsa Efran
Competitive Classes Specialist	Michelle Bloodwell
Events Specialist	Paige Danilak
Events Specialist	Amanda Milo
Volunteer Specialist.....	Samantha Mulvihill
PHS Phone	215.988.8800

For volunteer information, go to phsonline.org/the-flower-show/participate/volunteer,
or contact volunteer@pennhort.org.

For general Competitive Classes information, contact compclasses@pennhort.org.

For Artistic Classes information and updates, go to
phsonline.org/the-flower-show/participate/exhibit/artistic-classes.

For Design Classes information and updates, go to
phsonline.org/the-flower-show/participate/exhibit/design-classes.

For Horticulture Classes information and updates, go to
phsonline.org/the-flower-show/participate/exhibit/plant-entries.

PHS MISSION

The Pennsylvania Horticultural Society (PHS) believes in the power of horticulture to make positive social and environmental change. As a community, we invest our time, passion, and money into public gardens and landscapes that further our cause.

PHS was founded in 1827. While many things have changed for us over time, one main focus has not wavered. In 2019, PHS adopted Vision 2027, a new strategy that fully commits PHS to using horticulture to advance the health and well-being of the Greater Philadelphia region. Driven by a diverse community of more than 300,000 supporters, volunteers, and gardeners, PHS uses all its activities to advance four important priorities—creating healthy living environments, increasing access to fresh food, expanding economic opportunity, and building meaningful social connections.

The Philadelphia Flower Show is PHS's main fundraiser for its acclaimed greening work throughout the Philadelphia region that aims to advance health and well-being for all.

PRINTED COPIES OF EXHIBITOR'S GUIDE

If you have downloaded this *Exhibitor's Guide* and wish to receive a printed copy, please send your name and address (print clearly, please) to *Exhibitor's Guide*, Shows Department, The Pennsylvania Horticultural Society, 100 N. 20th St., Philadelphia, PA 19103-1495, or email fsguide@pennhort.org. This email address is for **Exhibitor's Guide requests only**, not for general information about the Show.

For general Show information, visit the Flower Show website (PHSONline.org/the-flower-show) or call PHS (215.988.8800).

COMPETITIVE CLASSES COMMITTEE

As of 8/7/25

Chair Sarah Makin sarahmakin@comcast.net
Vice Chair Jennifer Morello jmorello3@gmail.com

ARTISTIC CLASSES

Arrangement Classes

Chair Carol A. Lipson carolalipson@gmail.com
Vice Chair Lorraine S. Moore lsmoore510@msn.com
Assistant Kelly Caulfield kcaulfield17@verizon.net

Advisors

Advisor-at-Large Anne H. Coste silverlakeevents@aol.com
Advisor-at-Large Cecelia Millea cmillea@msn.com
Advisor-at-Large Susanna Baum susybaum@comcast.net
Miniature Arrangement Sidney B. Spahr sspahr3523@yahoo.com
Miniature Arrangement Lillian H. Ransom ladyjudge1218@msn.com
Small Niche Lydia Allen-Berry lallenberry@aol.com
Small Niche Margareta Warlick margaretawarlick@aol.com
Small Backed Pedestal Susan M. Bunkin susan.bunkin@gmail.com
Small Backed Pedestal Judy Xie juxie20@gmail.com
Large Backed Pedestal Stacy Schaffer sparrowmind@yahoo.com
Large Backed Pedestal Patti Kelly Pattimaykelly@gmail.com
Open Platform Susanne Hay susannehay@gmail.com
Open Platform Hilary Maner hilarymaner@gmail.com
Backed Platform Wilhelmina Jackson Wilhel4@aol.com
Backed Platform Cherie L. Nobil mgklemon@verizon.net
Galleria Tami W. Jones njmobile@aol.com
Galleria Valerie McLaughlin flowergirlworkshop@gmail.com

Workshops

Chair Lorraine S. Moore lsmoore510@msn.com
Vice Chair Linda Mingo ldmingo484@gmail.com

Arrangement Aides

Chair Suzanne Cavanaugh cavanaughszuzanne@yahoo.com

Artistic Passing

Chair Cecelia Millea cmillea@msn.com
Vice Chair Helga Fontus maisonrose@artlover.com

Botanical Arts

Chair Lisa Walker lwwalker3@gmail.com
Vice Chair Tonya Young Tonyay614@aol.com
Advisor Hollis B. Bauer hollidollnj@mac.com

Photography

Chair Helen Wagner wagnerhelens@gmail.com
Vice Chair Alice Flint aliceflint22@gmail.com

Pressed Plant Material

Co-Chair Khara Flint kharaflint@gmail.com
Co-Chair Ali Quill alisunshinein@gmail.com
Vice Chair Kreg Speirs kregspeirs03@gmail.com
Vice Chair Patricia Neeb patricia4ster@gmail.com
Advisor Rita M. Dennis ritamdennis@gmail.com

DESIGN CLASSES

Garden

Chair Dena W. Douglas denawdouglas@gmail.com
Vice Chair Nadine Stevenson nadinestevenson@gmail.com

Balcony

Chair Bonnie M. Hays bonniehays@comcast.net

Doorway

Chair Mark Pulcini mark@davidbrothers.com
Vice Chair Carol Simonetti moonbeam@ptd.net

Window Box & Lamp Post

Chair	Donna Stone	dbstone3L@gmail.com
Vice Chair	Antoinette Lynch	lyncha331@aol.com

Miniature Settings

Chair	Liz Murray	lizmurray272@gmail.com
Vice Chair	Rebecca W. Flemer	beccaflamer@gmail.com
Advisor	Midge Ingersoll	lnk5606@gmail.com

Table with Arrangement

Chair	Carol Perovich	carolperovich@gmail.com
Vice Chair	Nancy Nussbaum	mnussbaum@comcast.net

Store Window

Chair	Patsy Walls	patricialeighmw@gmail.com
Vice Chair	Barbara Rompala	barbara@rompala.net

HORTICULTURE CLASSES

Co-Chair	Brooke McInnes	brookemci@aol.com
Co-Chair	Joseph L. Alvarez	phytahortus@gmail.com
Vice Chair	Sarah M. Farnsworth	smefarnsworth@icloud.com
Vice Chair	Deborah Evans	dfevans@msn.com
Advisor	Thomas Hawkins	susmay100@gmail.com
Advisor	Diane Newbury	newburyde@gmail.com
Advisor	Scheraz Mahushukeen	mahscheri@yahoo.com
Advisor	Middy Dorrance	midtim@comcast.net

Orchid Classes

Co-Chair	Robert Thuener	rkthuener@msn.com
Co-Chair	Chris Satch	botanictonic@gmail.com
Vice Chair	Barb Schmidt	jentomsch@hotmail.com
Advisor	Michael Bowell	mwb@createascene.com

Horticulture Aides

Co-Chair	Maura Fernbacher	mfernbac@gmail.com
Co-Chair	Ann Louise d'Entremont	aandp1@att.net
Advisor	Susan Hunsicker	hunshop@aol.com
Advisor	Kate Liba	trillian72053@yahoo.com
Advisor	Mary Ellen Dugan	medugan@gmail.com
Advisor	Cathy D. McGowan	thebluebellmcgowans@comcast.net
Office Manager	Doreen R. Brittingham	drbrittingham@gmail.com
Office Manager	Cynthia Kase	ciclidkeeper@yahoo.com

Horticulture Passing

Co-Chair	Eloise Gayer	eloisedgayer@gmail.com
Co-Chair	Kristen Ryan	ker.stoneleigh@gmail.com
Vice Chair	Kathryn Shea	kathimayshea@gmail.com
Vice Chair	Julie Roegge	fjroegge@msn.com
Vice Chair	Kaia Hoak	kaiahoak@gmail.com
Advisor	Lloyd R. Traven	lloyd@peacetreefarm.com

Horticulture Staging

Co-Chair	Diana Talyansky	dtalyansky@hotmail.com
Co-Chair	Jacqui Bowman	jaxbwork@gmail.com
Vice Chair	Marsha Levell	marshalevell@gmail.com
Advisor	Desiree Brittingham	desireebrittingham7@gmail.com

Horticulture Staging/Mapping

Advisor	Don Slater	slater402@gmail.com
Advisor	Jessica Slater	slater.jessie@gmail.com

Horticulture Watering

Chair	Gregg Tepper	gdtepper@me.com
Vice Chair	Karen Steenhoudt	karen.steenhoudt@gmail.com
Vice Chair	George Petropolous	3sepals@gmail.com

JUDGES AND AWARDS

FS Judges & Awards

Chair	Bruce Tyrrell	bruce.tyrrell@icloud.com
Vice Chair	Joy Chaffin	joysbdc@gmail.com
Advisor	Yvette Kinsale	ykinsale@gmail.com

Artistic/Design Barrier Aides

Chair	Rylanda Epps Wilson	rylandaewilson@yahoo.com
Vice Chair	Curry Allie	curryallie@yahoo.com

Artistic Clerks

Chair	Sandra Brethwaite	Sbrethwaite@att.net
Vice Chair	Patricia Bailey	patbailey925@gmail.com

Artistic Judges

Chair	Janet Frederick	janetfrederick@icloud.com
Vice Chair	Pat Wolanski	pwolanski@verizon.net

Horticulture Judges

Chair	Kat McCullough	minx921@yahoo.com
Vice Chair	Irene Cassidy	latte_datte@yahoo.com

Cards & Ribbons

Chair	Debbie Gibbons-Neff	gibbonsneff@gmail.com
Vice Chair	Missy Parkin	missyparkin7@gmail.com

Design Classes Passing

Chair	Denise Klein	Kleinds@live.com
Vice Chair	Beverly Schmitt	beverly.schmitt@foxroach.com
Advisor	Carmen H. von Wrangell	mariposah@verizon.net

Documents

Chair	Lynne Kosobucki	lkoso@earthlink.net
Vice Chair	Sallie Anderson	eillas@hotmail.com

Horticulture Clerks

Chair	Karen Wychock	kwychock@verizon.net
Vice Chair	Mary Ann E. Ziemba	vjrz81@gmail.com
Vice Chair	Robin Spurlino	rspurlino@comcast.net

Judges' Hospitality

Chair	Allison Romig	acromig@icloud.com
Vice Chair	Sandra Williams	sandwill60@gmail.com

PHS & Special Panel Clerks

Chair	Debbie Woodbury	awoodbury@comcast.net
Vice Chair	Clarisse Sulyok	sulyokc@yahoo.com
Advisor	Holly Fergusson	hferguss@gmail.com

Points & Computer Support

Co-Chair	Jill Braid	jillbraid@comcast.net
Co-Chair	Elsa R. Efran	eefran@pennhort.org
Co-Chair	Carolyn J. Adams	carolynjadams@yahoo.com
Co-Chair	Leslie Simon	lesliemsimon@gmail.com
Vice Chair	Annmarie Wileczek	Annmarie@easyprotection.com
Vice Chair	Brenda S. Krammes	Brendakrammes@yahoo.com

Trophies & Awards

Chair	Murray Blanchette	murray.blanchette@gmail.com
Vice Chair	Hope Thurlow	hsthurlow@gmail.com

Awards Event

Chair	Allison Romig	acromig@icloud.com
-------------	---------------------	--------------------

SUPPORT

Nomenclature

Chair	Mary A. Tipping	mtippin1@swarthmore.edu
-------------	-----------------------	-------------------------

Design Nomenclature

Co-Chair	Lynn Cherry	lmc927@comcast.net
Co-Chair	Lynne Kosobucki	lkoso@earthlink.net
Vice Chair	Anne Papa	zflower48@gmail.com

Competitive Classes Signs

Chair	Dierdre Amey	deeamey2009@gmail.com
Vice Chair	Ashley Pietropaolo	Ashleymichelep@gmail.com
Advisor	Anna Marie Amey	Annamarieamey@gmail.com

Technology

Advisor..... John Gibson.....johnsandra306@gmail.com
Advisor..... Chris Dugan.....CWDugan@gmail.com

Technology Distribution

Chair..... Stanton (Stan) Braid.....sbraid@comcast.net
Vice Chair..... Shannon Brown.....sabrown721@gmail.com

Competitive Classes Info Booth

Chair..... Mary Anne Grenfell.....ccinfoathort@yahoo.com
Vice Chair..... Lynn Carbonell.....lynncarbonell@gmail.com
Vice Chair..... Kristine S. Qualls.....ksqualls1@comcast.net

School and Youth Exhibitor Liaison

Co-Chair..... Pam Snyder.....pamtsny@hotmail.com
Co-Chair..... Johanna Schoeller.....johannaschoeller@verizon.net33net

HOW THE FLOWER SHOW BENEFITS THE COMMUNITY

While the PHS Philadelphia Flower Show delights visitors annually with a breathtaking sensory experience and connects horticulture enthusiasts with a passionate community, the Flower Show also serves another vital purpose: funding PHS's community initiatives across the region.

Historically, revenue from the Flower Show ticket sales help PHS to sustain the impact that its programs deliver in 250 city and suburban neighborhoods and across 90+ acres of public gardens and landscapes. In partnership with community members, partners, government, and other stakeholders, PHS helps plant over 2,000 trees a year, clean and green over 12,000 vacant lots, support 190 community gardens in addition to the design and management of several iconic Philadelphia landscapes like Logan Square and Love Park.

Annually more than 200,000 visitors, exhibitors, and volunteers provide direct and indirect economic benefits to the City of Philadelphia and the surrounding region. Examples include the commercial boost to restaurants, hotels, public transit, taxi and ride share drivers, local vendors in the Flower Show Marketplace, and the creation of jobs. This economic impact is estimated at \$60 million and contributes to the vitality of the region.

GARDEN YEAR-ROUND AS A PHS MEMBER!

We invite you to join us as a PHS member and experience gardening delights all year long! As a member, you will enjoy special perks including:

- Free or discounted tickets to the PHS Philadelphia Flower Show with special membership privileges including access to Members-only preview hours
- Exclusive access to monthly *Know to Grow* webinars, featuring expert gardening advice and practical tips to enhance your skills
- Subscription to our award-winning *GROW* magazine
- Invitations to special Members-only programs and garden visits
- Discounts on select PHS programs
- Savings at local nurseries, garden centers, and attractions

Most importantly, your membership provides critical funding for greening programs that advance the health and well-being of the Greater Philadelphia region. To learn more, visit [PHS phsonline.org/member](https://phsonline.org/member)

As a thank you to 2026 Flower Show exhibitors, we're offering a 10% discount when you join PHS as a member. Use promo code EXHIBITOR26 at checkout*.

*This offer expires February 27, 2026, and applies to PHS general membership categories.

FLOWER SHOW GENERAL RULES AND INFORMATION
Note: Specific classes have additional rules. See individual sections.

STAGING AND MAINTENANCE OF ALL EXHIBITS

1. **All entries must include fresh or dried plant material; forced plants must predominate, and the emphasis should be on color.** All exhibits must be kept in Show condition. Plant material must be kept fresh. Unsightly or wilted plant material must be replaced. No artificial plant material is permitted in any exhibit.
2. **No live animals** are permitted in any Flower Show exhibit without prior approval. Requests must be made by December 31, 2025. **No taxidermy (including feathers) is permitted in any Flower Show exhibit.**
3. Show Management has the right to refuse any exhibit, for any reason whatsoever, that is not in the best interest of the Flower Show and shall have the power at all times to remove any exhibit that is not properly maintained or that, in their opinion, is a detriment to the Show.
4. Competitive Classes maintenance must be completed by 7 am on Saturdays and Sundays and 7:30 am on Monday through Friday. Doors open for maintenance at 6:00 am on all days.
5. Pool and fountain liners must be constructed of material of sufficient strength to prevent seepage.

COMPETITIVE CLASSES ENTRIES

6. Entries will be accepted as received, and classes will be closed when filled. All entries will be acknowledged. Classes 134, 135, 136, 156, 160, 161, 167, 168, and 175 were announced before publication and may be filled; contact compclasses@pennhort.org about availability in these classes. Most Competitive Classes in the PHS Philadelphia Flower Show are open to everyone—amateur or professional; however, Photography classes are limited to amateurs. Entries may be made by individuals or groups (e.g., garden clubs, non-profit organizations); however, **entries may not be entered under a commercial or business name.**
7. Links to entry forms can be found on the PHS Philadelphia Flower Show website: PHSonline.org/the-flower-show/plant-entries and PHSonline.org/the-flower-show/participate/exhibit/artistic-classes. Please note that there are separate online entry procedures for Arrangement, Horticulture, Pressed Plant Material, Botanical Arts, and Photography classes.
8. On each entry day, each exhibit must be passed by the Passing Committee before the exhibitor leaves the Show floor.

ADMISSION, INSTALLATION, AND TEAR-DOWN

9. During installation and tear-down, proper credentials supplied by Show staff must be worn to gain admission to the Show floor and must be worn at all times. Tickets or exhibitor badges are required during the other entry days. **Exhibitors between the ages of 12-16 are only allowed on the Show floor during set-up if they are under the supervision of an adult—parent, guardian, teacher, or group leader. No one under the age of 12 is allowed on the Show floor during set-up and no one under age 16 is allowed on the Show floor during tear-down. No exceptions.**

INSTALLATION SCHEDULES

10. Competitive Classes exhibitors should refer to the times listed for their specific sections in this Guide or in class rules mailed to exhibitors.

PASSES

11. Exhibitor passes are limited and will be allocated by the Show Management. These tickets are to be surrendered upon entering The Pennsylvania Convention Center.

REMOVAL OF EXHIBITS

12. Nothing may be removed from exhibits during the Show except with the approval of Show Management or at specific times stipulated in certain classes.

13. No boxes or other removal containers are permitted in the Exhibition Hall until after the public has left the Show floor. **Nothing may be dismantled on Sunday, March 8, until the removal announcement has been made, usually between 6:30 pm and 7:00 pm.**
14. All Competitive Classes are to be dismantled on Sunday, March 8. Removal information will be distributed prior to the Show by class chairs.
15. Competitive Classes exhibitors are responsible for guarding their exhibits on Sunday, March 8, from 5:00 pm until removal begins (approximately 6:30 pm, after the tear-down announcement has been made). Exhibitors should be aware that there is no parking in the building until removal begins.
16. All exhibitors and helpers in the Hall **must** wear appropriate removal credentials supplied by Show staff during the dismantling period. Credentials may be obtained from the class chairs or Show Management.
17. Exhibitors are responsible for the complete removal of their exhibits, including trees, shrubs, rocks, and other bulky refuse. Exhibitors who fail to comply will be billed for the cost of the removal.
18. **No plant material may be sold or given away at closing time.**

SALES AND ADVERTISING MATERIAL

19. No sales of any kind will be permitted at The Pennsylvania Convention Center after the close of the Show.
20. No advertising, business cards, etc., will be permitted in any Competitive Class exhibit.

JUDGING AND AWARDS

21. No one other than those authorized by Show Management will be permitted in the area of the Show where judging is in progress, and no one may discuss exhibits with the judges.
22. Plants in Major Exhibits are not eligible for Competitive Classes competition.
23. Flower Show Judges are invited by the Judging Committee and are highly qualified experts in their fields. Decisions of the judges are final.

In all Competitive Classes, if merited, ribbons will be awarded as follows: one First (blue), one or more Seconds (red), one or more Thirds (yellow), and one or more Honorable Mentions (white). **Exception:** Par judging will be allowed in the Grand Old Plant classes in the PHS Hamilton Horticourt.

Class Commendations are awarded at the discretion of the judges and may only be awarded if every exhibit has received an award ribbon; a Class Commendation ribbon (Turquoise) will be placed on every exhibit in the class.

Entries designated "For Exhibition Only" will not be judged and will not receive comments, point scores, or sweepstakes points.

SAFETY

24. In compliance with Philadelphia Fire Prevention Code requirements, all cut trees and combustible materials in displays (including background and drapes) **MUST** be treated with an approved flame-retardant chemical in accordance with National Fire Protection Association Standard 701. Any chemical you use must have that number on its label.
A local source of fire retardants is M. Cramer & Associates (formerly Philadelphia Theatrical Supply), 229 N. 12th St., Philadelphia, PA 19107 (215-627-1225). Online sources include rosebrand.com and us.rosco.com (Rosco Flamex).
Note: Fabric must be **dunked** in fire retardant; spraying will not suffice. **Exhibitors will be required to sign a form indicating compliance.**
25. Exhibitors must guard against leaks and over-watering.
26. **Exhibitors between the ages of 12-16 are only allowed on the Show floor during set-up if they are under the supervision of an adult—parent, guardian, teacher, or group leader. No one under the age of 12 is allowed on the Show floor during set-up and no one under age 16 is allowed on the Show floor during tear-down. No exceptions.**

NOMENCLATURE

27. All plants must be correctly labeled. Points are given by judges for legibility and unobtrusiveness of labels. Primary references are the PHS Philadelphia Flower Show Database (register.theflowershow.com/Botanicalview.aspx), Plants of the World (plantsoftheworldonline.org/), and RHS Plant Finder (apps.rhs.org.uk/horticulturaldatabase/). The PHS Philadelphia Flower Show Database lists over 20,000 plants used in previous Shows.
28. Wild-collected plants of endangered and threatened species are strictly forbidden in any PHS Philadelphia Flower Show exhibit. It is the responsibility of the exhibitor to make sure that plants globally listed as "Nearly Threatened," "Vulnerable," "Endangered," or "Critically Endangered" are not on exhibit. A current list is available at www.iucnredlist.org/.

PARKING AND ACCESS FOR EXHIBITORS, including exhibitors with disabilities.

29. **See page 72 for details.** Detailed information about parking will be included in exhibitors' credential mailing in February.

ACCESS FOR PERSONS WITH DISABILITIES during Show hours

30. Persons with disabilities will have an accessible entrance. Drop-off and entrance location will be announced closer to the Show. Philadelphia's Department of Licenses and Inspections will enforce the rule of allocated parking for persons with disabilities at all lots.

DAMAGES

31. Exhibitors who damage any part of The Pennsylvania Convention Center will be charged for repairs.

LIABILITY

32. Although The Pennsylvania Horticultural Society (PHS) will exercise due caution in safeguarding exhibits, it cannot assume responsibility for injury or loss. Valuables used in exhibits should be insured by exhibitors.
33. **LIMITATION OF MANAGEMENT'S LIABILITY.** Exhibitor will make no claim against PHS, The Pennsylvania Convention Center, or the Pennsylvania Convention Center Authority and agrees that Management shall not be liable for any injury or loss or damage to exhibitor, or to its employees, agents, property, and business caused by: (a) acts or omissions of any contractors (or employees or agents of such contractors) retained by Management to perform services in connection with the Show, or (b) fire, theft, destruction, or any occurrence not resulting from intentional misconduct on the part of Management (or its employees acting in the scope of employment), whether occurring during Show hours or the periods designated for installation, maintenance, and removal of exhibits and notwithstanding any negligence of Management connected therewith.
34. **INDEMNIFICATION FOR EXHIBITOR'S ACTS.** Exhibitor agrees to indemnify and save harmless PHS, The Pennsylvania Convention Center, or the Pennsylvania Convention Center Authority, and each of them, from any and all claims of liability made by anyone for any loss, injury, or damage to person or property, including death, arising out of the conduct of exhibitor or its employees or agents, and agrees to defend PHS, The Pennsylvania Convention Center, or the Pennsylvania Convention Center Authority against any such claims or liabilities and to reimburse them for all expenses, including costs of settlement, incurred in connection therewith.
35. By entering an exhibit in the PHS Philadelphia Flower Show, the exhibitor agrees to abide by and be governed by the conditions set forth in the foregoing rules.

AMENDMENTS

36. The PHS Management shall have full power in the interpretation and enforcement of all rules contained herein, and the power to make such amendments thereto, and such further rules and regulations as they shall consider necessary for the proper conduct of the Show.

ARRANGEMENT CLASSES

The Chairs are the main advisors to the Arrangement Classes. Each Class is assigned Advisors to guide exhibitors, help answer questions about exhibiting, and clarify Class rules. Advisors and Chairs should be contacted for questions regarding clarification of rules or Class descriptions. For questions about the entry form or to confirm your application, please email compclasses@pennhort.org.

ARRANGEMENT CLASSES

Chair Carol A. Lipson carolalipson@gmail.com
 Vice Chair Lorraine S. Moore lsmoore510@msn.com
 Assistant Kelly Caulfield kcaulfield17@verizon.net

Advisors

Advisor-at-Large Anne H. Coste silverlakeevents@aol.com
 Advisor-at-Large Cecelia Millea cmillea@msn.com
 Advisor-at-Large Susanna Baum susybaum@comcast.net
 Miniature Arrangement Sidney B. Spahr sspahr3523@yahoo.com
 Miniature Arrangement Lillian H. Ransom ladyjudge1218@msn.com
 Small Niche Lydia Allen-Berry lallenberry@aol.com
 Small Niche Margareta Warlick margaretawarlick@aol.com
 Small Backed Pedestal Susan M. Bunkin susan.bunkin@gmail.com
 Small Backed Pedestal Judy Xie juxie20@gmail.com
 Large Backed Pedestal Stacy Schaffer sparrowmind@yahoo.com
 Large Backed Pedestal Patti Kelly Pattimaykelly@gmail.com
 Open Platform Susanne Hay susannehay@gmail.com
 Open Platform Hilary Maner hilarymaner@gmail.com
 Backed Platform Wilhelmina Jackson Wilhel4@aol.com
 Backed Platform Cherie L. Nobil mgklemon@verizon.net
 Galleria Tami W. Jones njmobile@aol.com
 Galleria Valerie McLaughlin flowergirlworkshop@gmail.com

Workshops

Chair Lorraine S. Moore lsmoore510@msn.com
 Vice Chair Linda Mingo ldmingo484@gmail.com

Arrangement Aides

Chair Suzanne Cavanaugh cavanaughssuzanne@yahoo.com

Artistic Passing

Chair Cecelia Millea cmillea@msn.com
 Vice Chair Helga Fontus maisonrose@artlover.com

ARRANGEMENT CLASSES AT A GLANCE

	Per class	THURS-MON	FRI-MON	TUES-FRI	FRI-SUN
Open Platform	4		100-OP	103-OP	108-OP
Quadrant	4	101-Q		104-Q	109-Q
Small Niche	4		102-S	105-S	110-S
Backed Platform	4		116-BP	117-BP	118-BP
Galleria	4		125-G	126-G	127-G
Large Backed Pedestal	4	129-LP		130-LP	131-LP
		THURS-MON		TUES-SUN	
Miniature Arrangement	4	119 M 120 M 121 M		122 M 123 M 124 M	

Note: Entries in 101-Q, 129-LP, and 119-121 will be installed on Thursday, February 26.

ARRANGEMENT CLASSES RULES AND INFORMATION

General Rules (pages 7-9) also apply.

- Each class is limited to four entries. **Registration opens Wednesday, September 17, 2025.** Classes fill quickly, so we urge you to enter promptly. You can enter online at https://PHSjoin.formstack.com/forms/2026arrangement_entries. If you need a paper entry form, contact compclasses@pennhort.org. Allow two to three weeks for acknowledgment of entries.
- You may make up to three entries in the Arrangement classes. You may make only one entry per day unless a second entry is in a Miniature Arrangement class. You may enter only one Miniature Arrangement class per day.
- One (1) or two (2) people may stage an exhibit. Only exhibitors whose names appear on the entry cards and designated Committee members are permitted in the staging and set-up area.
- Only judges and designated Committee members may have access to the Artistic staging and set-up area during judging. Early morning tours will be accommodated.
- In February, exhibitors will receive packets containing entry credentials and additional information.

REQUIREMENTS

- Fresh plant material must be used in all arrangements unless otherwise stated. Miniature Arrangements, Class 101-Q, and Class 129-LP use dried plant material ONLY.
- All fresh plant material must be in water. Exceptions must be approved by the Passing Chair at least one week prior to the Show.
- Mechanics must not show unless they are an integral part of the design.
- **Arrangements must be maintained and watered each day. You are expected to replace plant material not in Show condition with the same variety and color of material. On Saturdays and Sundays, maintenance must be completed by 7:00 am. On Monday through Friday, maintenance must be completed by 7:30 am. Doors open for maintenance at 6:00 am on all days.**
- When you come to the Show to stage your exhibit, you must submit a Nomenclature Form listing the common names of all plant material you have used. You will receive a form with your February packet.
- **If you are unable to exhibit, YOU MUST find a substitute.** All substitutes must be approved by the Chair or Class Advisor.
- Any exhibit not adhering to the Arrangement Rules or class requirements will remain in place but will not be judged.

ENTRY, PASSING, AND REMOVAL TIMES

- **New schedule for 2026:** Early morning parking in the building will be available from 6:00 am until 9:30 am for installation and maintenance times. Detailed information about parking will be included in exhibitors' credential packets in February.
- **Please note:** On Thursday, February 26, and Friday, February 27, arrangements may be staged beginning at 6:30 am. Niche lights must be turned on permanently by 8:15 am. Arrangements must be passed by 8:30 am.
- On Tuesday, March 3, and Friday, March 6, arrangements may be staged beginning at 7:00 am. Niche lights must be turned on permanently by 8:45 am. Arrangements must be passed by 9:00 am.
- You must remain with your exhibit until it has been passed, and you may not touch your exhibit after it has been passed.

- You must remove your exhibit between 6:30 and 6:45 am on your removal date or the Committee will do so (except the last Sunday). The Committee is not responsible for entries that are not picked up. **Entries may not be removed at night.**
- At Show closing on Sunday, March 8, **you must be in front of your arrangement by 5:00 pm** to be ready to remove your exhibit after the tear-down announcement is made, approximately 6:30 pm. **No one under age 16 is allowed on the Show floor during tear-down.**

STAGING INFORMATION--IMPORTANT

For the most comprehensive and up-to-date rules and staging information, it is important that ALL exhibitors visit the Resource box on the Flower Show website (PHSOnline.org/the-flower-show/participate/exhibit/artistic-classes) and download a copy of the 2026 Staging Guide. For a printed copy, contact compclasses@pennhort.org or write to PHS, Attn: Competitive Classes, 100 N. 20th St., Suite 405, Philadelphia, PA 19103-1495.

OPEN PLATFORMS (Classes 100-OP, 103-OP, 108-OP)

- Staged on a platform 8' wide by 4' deep, 4" high. Use of PHS pedestals is optional—choice of three sizes (12" x 12" x 12"; 12" x 12" x 24"; 12" x 12" x 32").
- The staging will be painted "Olympus White" (Sherwin-Williams 6253).
- The table for Class 103-OP is 48" long, 24" wide, and 29¼" high and will not be available prior to the Show.
- Dress forms for Class 103-OP may be picked up at PHS beginning in January. If dress forms must be shipped to exhibitors, exhibitors must pay shipping charges. You may not glue or otherwise permanently adhere materials to the dress forms; you may not paint or otherwise alter the dress forms.

QUADRANT (Classes 101-Q, 104-Q, 109-Q)

- Backgrounds are not permitted.
- Entries will be displayed in a quarter-circle (wedge) segment with a radius of 34½". The segment is 30" from the floor; the height of the two dividing walls is 40" from the top of the segment. The staging will be painted "Olympus White" (Sherwin-Williams 6253).
- Head forms for Class 109-Q may be picked up from PHS beginning in January. If head forms must be shipped to exhibitors, exhibitors must pay shipping charges. You may not glue or otherwise permanently adhere materials to head forms nor paint or otherwise alter the head forms. Accessories are not permitted.

SMALL NICHES (Classes 102-S, 105-S, 110-S)

- Niches are staged in individual cabinet-like units. Niche boxes are accessible from the front, behind a movable panel; niches are fixed in place and cannot be moved. Storage space in each unit (approximately 24" wide, 20" deep, 36" high) is also accessible from the front through an opening approximately 18" wide and 28" high.
- Framed opening: 9.5" wide x 11.5" high, staged approximately 52" from the floor. Interior measurements: Floor—10" wide x 8" deep; back and sides—28" high.
- The interior of each niche box is wood, finished with a sealer. The background, sides, and floor must be covered.
- Materials used for the background, sides, and floor must be rigid. If fabric is used, it must be mounted. Suggested mountings: mat board, foam-core board.
- Masking, mystic, or 3M tape may be used to hold background, sides, and floor to the inside of the niche. **Not permitted:** hammering, thumbtacks, staples, glue, putty, double-faced rug tape, duct tape, or any other material that leaves a residue.

- Make ample allowances for the thickness of material used for the floor, back, and sides of backgrounds. The finished backgrounds must fit within the interior measurements given above. The niche may not be altered in any way to accommodate backgrounds.
- It is not advisable to use mirrors for backgrounds because they reflect the exhibit's mechanics.
- Lighting is supplied by PHS. Light fixtures for Small Niches have one bulb that is dimmable and can be swiveled, although the light bars are fixed in place. (Bulbs are EcoSmart 14-Watt [65W] Soft White [2700K] BR30 LED Flood Lights.) Light bulbs may be replaced by the exhibitor with comparable LED bulbs. PHS bulbs must be safely stored underneath and replaced in fixtures during exhibit removal.

BACKED PLATFORMS (Classes 116-BP, 117-BP, 118-BP)

- Staged on a 30" x 30" square by 1" high platform in front of a background panel measuring 48" wide x 92" high. The design must not exceed the perimeter of the 30" square platform.
- The platforms and background panel will be painted "Olympus White" (Sherwin-Williams 6253).
- No backgrounds are permitted.

GALLERIA (Classes 125-G, 126-G, 127-G)

- Each exhibit space is a platform 8' wide, 8' deep, 4" high. The back wall of the area is 10' high. Optional pedestals—choice of three sizes (12" x 12" x 12", 12" x 12" x 24", 12" x 12" x 32").
- The platforms and background panel will be painted "Olympus White" (Sherwin-Williams 6253); no treating of the background is permitted.
- An optional statement of intent, not to exceed 20 words, is permitted for Class 126-G.
- The large horizontal hanging frame will be suspended by cables from an overhead structure installed by PHS prior to arrival on entry day. The hanging frame is made of gray steel that is perforated to facilitate hanging your display. You may not glue or otherwise permanently adhere materials to frames nor paint or permanently alter the frames. The outside frame dimensions are 40" wide x 26" tall; the frame is 1" wide and 2.25" deep. See the Staging Guide for full dimensions and diagram.
- A digital image of the poster for Class 127-G will be provided by PHS in January after your entry is confirmed. Please note: The printed poster will be displayed on the left, with the arrangement to the right.

LARGE BACKED PEDESTALS (Classes 129-LP, 130-LP, 131-LP)

- Pedestals are 36" wide x 24" deep x 36" high; the height of the attached back is 36" (the total height of unit is 72").
- The staging will be painted "Olympus White" (Sherwin-Williams 6253).
- Backgrounds for the back and floor of the pedestals are permitted. Materials used must be rigid. If fabric is used, it must be mounted to mat board or foam-core board.
- A strong **removable** tape should be used to adhere your background and floor to the pedestal. **Not permitted:** hammering, thumbtacks, staples, glue, putty, double-faced rug tape, duct tape, or any other material that leaves a residue.
- The design may not exceed the width or height of the back panel but may extend down the front of the base pedestal and may not touch the floor.
- The table-top standing frames for Class 129-L may be picked up from PHS beginning in January. If frames must be shipped to exhibitors, exhibitors must pay shipping charges. You may not glue or otherwise permanently adhere materials to frames nor paint or permanently alter the frames. The inside dimensions are 17" wide x 21" tall. The outside dimensions are 1'10" wide x 2'4" tall. The frame will be painted "Olympus White" (Sherwin-Williams 6253). See the Staging Guide for full dimensions and diagram.

MINIATURE ARRANGEMENTS (Classes 119-M, 120-M, 121-M, 122-M, 123-M, 124-M)

- Miniature Arrangements consist of **dried plant material ONLY** and other components, **not to exceed 5" in height, width, or depth**. You may use a base or stand, but the dimensions will be included in the 5" measurement except where noted.
- Miniature Arrangements will be staged in individual cabinet-like units. The niche box is accessible from the front, behind a movable panel. Storage space in each unit (approximately 20" wide x 20" deep x 36" high) is also accessible from the front through an opening approximately 16" wide and 28" high.
- Please note: If you provide your own niche box, it must match the dimensions of the boxes provided by PHS. You must store the PHS box in the lower storage area. This will reduce the amount of free space that you have for storing other items.
- Framed opening: 7.5" wide x 7.5" high, staged approximately 54" from the floor. Interior measurements: Floor—8" wide x 8" deep; back and sides—16" high.
- The interior of each niche box is wood, finished with a sealer. The background, sides, and floor must be covered.
- Backgrounds are permitted and are not limited to mat board. Materials used for the background, sides, and floor must be rigid. If fabric is used, it must be mounted. Suggested mountings: mat board, foam core board. Curved backgrounds are permitted.
- Masking, mystic, or 3M tape may be used to hold background, sides, and floor to the inside of the niche. Not permitted: hammering, thumbtacks, staples, glue, putty, double-faced rug tape, duct tape, or any other material that leaves a residue.
- Make ample allowances for the thickness of the material used for the floor, back, and sides of backgrounds. The finished backgrounds must fit within the interior measurements given above. The niche may not be altered in any way to accommodate backgrounds.
- It is not advisable to use mirrors for backgrounds because they reflect the exhibit's mechanics.
- See the Staging Guide for mat-cutting directions.
- You may not cover the top of the niche box. Only thin dowels for hanging are allowed. Note: You may not make any permanent alterations to a PHS niche box (e.g., drill holes). In addition, the size of the niche space may not be altered—that is, the dimensions must remain as noted above, with the exception of a curved mat board, which must touch the back wall of the box.
- Lighting is supplied by PHS. Light fixtures for Miniature Arrangements have one bulb (EcoSmart 14-Watt [65W] Soft White [2700K] BR30 LED Flood Light), which is fixed in place and can be dimmed but not moved. Light bulbs may be replaced by the exhibitor with comparable LED bulbs. PHS bulbs must be safely stored underneath and replaced in fixtures during exhibit removal.

LOOK FOR PHS ON SOCIAL MEDIA

Want to see the magic bloom before it arrives? Look for PHS on social media!

Follow Pennsylvania Horticultural Society (PHS) on Instagram, Facebook, TikTok, Pinterest, and YouTube at @PHSGardening! Get exclusive peeks behind the scenes and exciting Flower Show updates delivered straight to you!

Please note: These rules apply to all Artistic and Design Classes.

PERMITTED

- Foliage, stands, mats, and accessories (unless otherwise stated).
- Cut fruit and vegetables and other food (except dairy products), properly treated to prevent spoilage. **Any use of food must be approved by the Class Chair by February 1, 2026.**
- Treatment of **dried** plant material.
- Plant preservatives that do not enhance the outward appearance of the plant in any way (e.g., no leaf shine).
- Brand names and/or logos of current commercial products (permitted only with approval of the Class Chair by December 31, 2025, and written permission from the product's producer, manufacturer, or owner). Show Management must also approve.
- Plants in soil, if an integral part of the design.

NOT PERMITTED

- Artificial plant material of any kind.
- Locally invasive plants are not permitted. A current list of Pennsylvania Invasive Plant Species is at dcnr.pa.gov/Conservation/WildPlants/InvasivePlants.
- Coloring or embellishment of **live** plant material—rooted or cut. (e.g., leaf shine; Design Master or other spray paint; gluing on of sparkles, glitter, etc.).
- Flags of nations, states, municipalities, or other governmental entities.
- Taxidermy, **feathers, bones**, live or dead animals, fish, natural antlers, horns, coral, ivory, tortoise shell, sponges, sea fans, or anything from an endangered species list.
- Total covering of framed opening of niche.
- Sound effects of any kind.
- Dairy products.
- Any material protruding beyond framed opening of niche or space.
- **Scenes, dioramas, or scale models as the design or as a part of the design.** If in doubt, contact the Chair or Class Advisor.
 - Scene: When the plant material and components are arranged in a representational manner that suggests a landscape or a place rather than a design. Exception: Pressed Plant classes, Design classes.
 - Diorama: A three-dimensional, miniature, or life-size scene viewed through an opening or from a distance. Exception: Miniature Settings classes.
 - Scale model: A small construction that represents in detail a larger object. Exception: Miniature Settings classes.
- Spray-painting in exhibition areas.
- Painting, gluing, or otherwise permanently adhering anything to PHS-provided staging (e.g., head and dress forms, hanging frames, pedestals).

ARRANGEMENT CLASSES DESCRIPTIONS

Please note modified entry schedule for 2026.

Remember: Only exhibitors whose names appear on the entry cards
are permitted in the set-up and staging area.

THURSDAY, FEBRUARY 26 Note new entry date for these classes that use dried plant material only. Entered 6:30–8:30 am. Judged Friday, February 27. Removed Tuesday, March 3, 6:30–6:45 am.	101-Q: Quadrant GOING UP A design using dried plant material only, incorporating a structure.
	129-LP: Large Backed Pedestal TWIST + TURN A design using dried plant material only, in a table-top standing frame provided by PHS beginning in January.
	119-M: Miniature Arrangement A WONDER OF NATURE
	120-M: Miniature Arrangement GOING TO SEED The design must incorporate one or more seeds.
	121-M: Miniature Arrangement INTERTWINED
FRIDAY, FEBRUARY 27 Entered 6:30–8:30 am. Judged Friday, February 27. Removed Tuesday, March 3, 6:30–6:45 am.	100-OP: Open Platform FASHION THROUGH THE YEARS Name the decade; no duplicates permitted. A garment made primarily of plant material, displayed on a dress form provided by PHS. Fresh plant material should predominate. Dried plant material is allowed. Some fabric or other mechanics may show if they are an integral part of the design.
	102-S: Small Niche AS TIME GOES BY
	116-BP: Backed Platform AIR, WATER, FIRE, EARTH The exhibitor selects one of the four elements; no duplicates.
	125-G: Galleria PERPETUAL MOTION A contemporary design using a large horizontal hanging frame provided at the Show.
TUESDAY, MARCH 3 Entered 6:30–8:30 am. Judged Tuesday, March 3. Removed Sunday, March 8, after the Show closes.	122-M: Miniature Arrangement BRANCHING OUT Novice Class. Open only to exhibitors who have not won a blue ribbon in the Miniature Arrangement classes of the PHS Philadelphia Flower Show prior to 2026.
	123-M: Miniature Arrangement A PENNY SAVED Must incorporate one or more pennies.
	124-M: Miniature Arrangement FASCINATING RHYTHM Component Challenge Class. Components and rules will be provided by PHS in January. Note: Only one exhibitor per entry; no co-exhibitors are permitted in this class.

TUESDAY, MARCH 3 Entered 6:30–8:30 am. Judged Tuesday, March 3. Removed Friday, March 6, 6:30–6:45 am.	103-OP: Open Platform CHILDHOOD FRIENDS A functional table inspired by a favorite childhood toy or book. The table may be set for a buffet or a place setting for two. The table is provided by PHS and cannot be altered; it must be fully covered. Name the toy or book; no duplicates are permitted.
	104-Q: Quadrant TWO IF BY SEA An underwater design using two containers.
	105-S: Small Niche MOTHER OF INVENTION Name the invention; no duplicates. Sustainability Challenge: Traditional floral foam is not permitted.
	117-BP: Backed Platform PLACES WE LOVE Name the well-known Philadelphia-area location; no duplicates.
	126-G: Galleria CELEBRATION
	130-LP: Large Backed Pedestal SHOW OFF YOUR ROOTS A pot-et-fleur design that includes at least one epiphyte plant with visible air roots.

FRIDAY, MARCH 6 Entered 6:30–8:30 am Judged Friday, March 6. Removed Sunday, March 8, after the Show closes.	108-OP: Open Platform GEOMETRICS A design featuring geometric shapes. Use of PHS pedestals is optional.
	109-Q: Quadrant TIP OF THE HAT A hat inspired by an era. Name the era; no duplicates. A hat form will be provided by PHS beginning in January.
	110-S: Small Niche CUT OUTS
	118-BP: Backed Platform WASTE NOT A design incorporating some recycled materials. Sustainability Challenge: Traditional floral foam is not permitted.
	127-G: Galleria OUR TOWN A design interpreting a poster provided by PHS.
	131-LP: Large Backed Pedestal GO TEAM An “exhibition table” incorporating dining components artistically arranged without considering the service of food. The exhibit must include a completed floral design. Note: Use of brand names or logos requires written permission from the owner of the copyright by December 31, 2025.

ARRANGEMENT WORKSHOPS

10 am - 12 pm

PHS Town Hall (First Floor), 100 N. 20th St, Philadelphia, PA, 19103

Chair..... Lorraine S. Moore.....lsmoore510@msn.com
Vice Chair..... Linda Mingo.....ldmingo484@gmail.com

Arrangement workshops are informal and open to Flower Show exhibitors as well as arrangers who want to learn about entering the Show. Lectures and demonstrations are given, and exhibitors are encouraged to try ideas and consult with their advisors. Samples of the staging will be available at the January workshops. This is a good opportunity to test your backgrounds and lighting ideas.

- **Saturday, December 6, 2025**

DISCOVER, DESIGN, EXHIBIT—Get inspired for the 2026 Show! Learn about this year's unique arrangement classes and design styles presented by award-winning floral designers.

Free, but registration is required; registration opens October 1.

- **Saturday, January 10, 2026**

GET CREATIVE—Learn what it takes to create an award-winning entry. Experienced designers will share their knowledge of design principles, selecting the right flowers, and creative mechanics that will make your design stand out.

Free, but registration is required; registration opens October 1.

- **Saturday, January 17, 2026**

ARRANGEMENT CLASS ESSENTIALS—Learn the ins and outs of entering the Flower Show, from signing up, design resources and tips, transporting your arrangement, arriving at the Convention Center, and the passing and judging process. This workshop is strongly recommended for new and novice exhibitors.

Free, but registration is required; registration opens October 1.

- **Saturday, January 24, 2026**

Snow make-up date.

Register at phsonline.org/events

On Saturdays, parking is available under the building on a first-come, first-served basis.

To find out if a workshop is cancelled due to inclement weather, call 215-988-8850.

ARRANGEMENT CLASSES SCALES OF POINTS

ARRANGEMENTS	
Design	35
Creativity	20
Interpretation	20
Distinction	15
Conformance	10
	100

MINI ARRANGEMENTS	
Design	35
Scale	20
Originality	15
Interpretation	10
Distinction	10
Conformance	10
	100

ARRANGEMENT CLASSES RESOURCES

For a selection of videos about best practices and new trends, including design, mechanics, techniques, and large-scale arrangements, see pennhort.libguides.com/FlowerShowArtisticClassesResources

PRESSED PLANT MATERIAL CLASSES

Co-Chair	Khara Flint	kharaflint@gmail.com
Co-Chair	Ali Quill	alisunshein@gmail.com
Vice Chair	Kreg Speirs	kregspeirs03@gmail.com
Vice Chair	Patricia Neeb	patricia4ster@gmail.com
Advisor	Rita M. Dennis	ritamdennis@gmail.com

Class Chairs/Advisors provide support to exhibitors to ensure the proper completion of all paperwork and compliance with all rules leading up to and during the Show. Class Chairs/Advisors should be contacted for questions regarding the clarification of rules or Class descriptions. Class Chairs/Advisors are not permitted to give design advice. If the Chairs or Advisors cannot be reached, PHS staff are available to answer your questions.

For questions about the entry form or to confirm your application, please email compclasses@pennhort.org.

New: ALL entries in classes 141-145 may be accompanied by an intent statement of no more than 20 words. The intent will be posted with the exhibit. Intent statements must be submitted in the entry form.

CLASS DESCRIPTIONS

141—AMERICA'S FIRST ZOO

Novice Class. Philadelphia is home to America's first zoo. Highlight its incredible animals, beautiful landscapes, stunning architecture, or memorable events. Open only to exhibitors who have not won a blue ribbon in the Pressed Plant classes at the PHS Philadelphia Flower Show prior to 2026. A framed piece. Limited to 15 entries. See age and frame restrictions below.

142—PHILADELPHIA LANDMARKS

Philadelphia is steeped in history! Capture the essence of our City of Brotherly Love by showcasing its iconic sculptures, historic streets, architectural gems, or legendary landmarks. A framed piece. Limited to 15 entries. See age and frame restrictions below.

143—CELEBRATING OUR ROOTS

3-Dimensional Class. Our roots—shaped by family and ancestry—nurture our growth, success, and identity. Share your story through coating 100% of the outside covers (front, back, and spine) of a hardback, blank journal with pressed plant material. It must stand on its own when it is open for display. Book must not exceed 12" tall with each cover no bigger than 9" wide. Limited to 8 entries. See age restrictions below.

144—CITYSCAPE IN BLOOM

Mixed Media Class. Bring a cityscape to life in full bloom. Illustrate your vision of urban beauty. Create a mixed media 2-Dimensional artwork that includes at least **75% flat pressed plant material**. All mixed media materials must be flat (i.e., watercolor, decorative paper, acrylic paint). A framed piece. Limited to 15 entries. See age and frame restrictions below.

145—TIME FORGOTTEN

Depict a garden lost to time. Journey into the past and bring to life the beauty of ancient world-renowned gardens—lush spaces once cherished across civilizations and cultures. A framed piece. Limited to 15 entries. See age and frame restrictions below.

146—FLEDGING THE NEST

Youth Class. Capture any image of a bird or birds. Birds grow, explore, and soar, leaving their roots in their awakening of independence. This class is for youths in Grades 3-12. A framed piece that is any size frame 8"X10" or smaller, with exterior molding not exceeding 9.5"X11.5". All youth entries will be juried. See below for details and deadlines.

PRESSED PLANTS IMPORTANT DATES

- Registration opens—September 17.
- Pressed Plant Workshop—October 4 and October 25 (see page 22).
- Entry deadline for classes 141-145—January 9, 2026.
- **NEW!** Youth class 146 deadline—January 23; jury results announced—January 30; accepted entries will have a final, in-person passing Saturday, February 21, 2026, between 10 am–12 pm at the PHS McLean Library located at 100 N. 20th St., First Floor, Philadelphia, PA 19103.
- Mailed exhibits received—between January 26 – February 20, 2026.
- **NEW!** Hand-delivered exhibits—Saturday, February 21, 2026, between 10 am–12 pm at the PHS McLean Library located at 100 N. 20th St., First Floor, Philadelphia, PA 19103.
- Removal—Sunday, March 8, 2026, at the Pennsylvania Convention Center, after the Show closes and removal is announced, approximately 6:30 pm.

PRESSED PLANT RULES AND GUIDELINES (ALL CLASSES)

General rules (pages 7-9) also apply.

- **You must be 17 years or older to enter Classes 141, 142, 143, 144, or 145.**
- **Please note: ALL entry forms must be submitted by Friday, January 9, 2026. No entry forms will be accepted after that date; no walk-in entries will be accepted.**
- Enter online at <https://PHSjoin.formstack.com/forms/2026pressedplantsentries> beginning September 17. Entries are accepted on a first-come basis. Entry in Classes 141, 142, 143, 144, and 145 will be acknowledged and accepted upon completed submission of the entry form. If you would like to receive a paper copy of the entry form, email your request to compclasses@pennhort.org or call 215.988.8850.
- You may make only one entry per class.
- All exhibits must be **original** and never before entered in the PHS Philadelphia Flower Show. **Please note: No previously published pressed plant art is to be copied in any form.**
- Only **pressed** plant material (flowers, foliage, fruits, and vegetables) may be used. See “Not Permitted” section (page 15). All pressed material must be **flat and dry**. Use well-pressed flowers, leaves, fruits, or vegetables without tears or blemishes. Use of endangered plant material is prohibited.
- Exhibits in classes 141, 142, 144, 145, and 146 are to be covered with glass, Lucite, or plastic; framing is required. All frames must have a strong and solid backing for hanging. Clear or see-through backings are not permitted. No exhibit may exceed 14" x 18" (35.6 cm x 45.7 cm), including the frame. Class 146 cannot exceed an 8" x 10" frame, with the exterior molding not exceeding 9½" x 11½". Entries exceeding maximum dimensions will not be judged.
- If matting is used as a part of framing, it must function only as matting and must not be used as a design component.
- **VERY IMPORTANT: Make sure the hanging device is strong and secure. A strong framing wire feature going left to right is required.** PHS reserves the right to attach fixtures for hanging your entry to the back of the frame. These attachments may be permanent.
- **Your name, address, and class number** must appear on the back of each exhibit.
- **Vacuum- and non-vacuum-sealed entries may be judged in separate sections.** If there are fewer than seven entries in either section, classes will be combined for judging. When you enter you will be asked to indicate which entries (if any) have been prepared using the vacuum process.

YOUTH PRESSED PLANT (CLASS 146) RULES AND ENTRY GUIDELINES

Due to overwhelming popularity in the Youth Pressed Plants and space restrictions at the Show, all Youth Pressed Plant entries must be juried by a PHS-appointed committee. No entries will be accepted after the following deadlines. Entries not adhering to the following rules will not be selected for entry into the Show.

- Class 146 is for school-age exhibitors in grades 3 through 12. **Please list your school grade** as of March 2026 on the entry form. International students may submit their birth dates instead of school grades. The class may be subdivided by grade groupings.

- **Youth Class submissions must include the following two items: an entry form and a digital image of the completed entry. Digital images will be juried and assessed for compliance with class rules.** Enter online beginning September 17, 2025, at <https://phsjoin.formstack.com/forms/2026pressedplantsentries>
- All Youth Pressed Plant entry forms and digital images must be received by **January 23, 2026**. You will be notified by PHS staff whether your entry is selected for further review by January 30, 2026. If your entry is selected for further review, follow the passing, delivery, and removal rules below.
- If your entry is selected for further review, your entry must be brought on **Saturday, February 21, 2026**, to the PHS McLean Library located at 100 N. 20th St., First Floor, Philadelphia, PA 19103, between 10 am–12 pm. Entries will be passed to determine compliance with Class rules. Any entries which do not pass will not be accepted for entry into the Show.
- The exhibitor's name, address, class number, grade level, and school or garden club must appear on the **back** of each exhibit.
- Frames in Class 146 can be any size under an 8" x 10" frame, with the exterior molding not exceeding 9½" x 11½".
- For more resources, go to <https://pennhort.libguides.com/FlowerShowPressedPlantTips>.

DELIVERY AND REMOVAL (ALL CLASSES)

- **Mailed exhibits must be received between January 26 and February 20.** The address will be provided upon acceptance of your entry form.
- **NEW! Hand-delivered exhibits** must be taken to the PHS McLean Library (100 N. 20th St. First Floor) on **Saturday, February 21**, between 10 am and 12 pm.
- **Removal:** Sunday, March 8, at the Pennsylvania Convention Center, between approximately 6:30 pm and 7 pm after the Show has closed to the public and the removal announcement has been made. **No one under 16 is permitted at the Show during exhibit removal.** All exhibits must be picked up by 8:30 pm. Exhibits not picked up during the assigned time will be charged a return mailing fee.
- Parking information and credential details will be provided to all accepted exhibitors closer to the Show date.

RETURN MAILING FEE

- To help defray the cost of postage for entries that need to be returned by mail, there is a non-refundable return mail fee associated with each exhibit item. Exhibits being returned to the U.S. or Canada must contain a self-addressed prepaid label. Do not use stamps to pay for postage. For exhibits being returned **outside** the U.S. or Canada, the fee is \$90 for each. PHS cannot confirm your status as an exhibitor until payment is received.
- **Please note:** No international checks or money orders can be accepted. **International (including Canada) payments must be made online at time of entry.** Exhibitors must select the option for return mailing on the entry form and pay at time of entry. You will receive a receipt of payment addressed to the email listed on your entry form. You may be charged an additional fee by your credit card company. U.S. checks are still accepted. Email compclasses@pennhort.org for details on how to pay by check.
- If you pick up your entry after the Show closes, no return mailing fee is needed.

NOT PERMITTED (ALL CLASSES)

- No overlays of non-plant material; underlays, including lamination or glossy paper of any kind; patterned mat board. Monochromatic fabric may be used in lieu of mat board for background.
- No fabric, rice paper, lace, matting, or pictures used as part of the design or in place of plant material in the design. Exception: Mixed Media Class 144.
- No lamination with plastic or coating of plant material. Exception: Class 143 may be coated with clear **matte** (not glossy) spray for protection.

- No drawing or painting of backgrounds. Entries with visible pencil marks will not be accepted. Exception: Mixed Media Class 144.
- No artificial plant material of any kind. No artificial coloring or enhancing of plant material. No glitter, visible glue, or shine.
- No three-dimensional plant material, such as seeds of any kind, twigs, small branches, or any other plant material that is not flat. Exception: Class 143.
- No signature on artwork.
- No copyrighted images, characters, brand names and/or logos of current commercial products are permitted without written permission from the product's producer, manufacturer, or owner. Show Management must also approve.
- No flags of nations, states, municipalities, or other governmental entities.
- See also the list of permitted/not permitted items on page 15.

PRESSED PLANT CLASSES SCALE OF POINTS

Originality	
Imaginative interpretation of class title.....	10
Originality of depiction.....	15
Design	
Creativity and scale of piece	10
Unity and rhythm.....	10
Craftsmanship	
Mechanics.....	15
Condition and choice of material	
Difficulty of pressed plant material.....	10
Imaginative choice and quality of pressed plants (no tears, wrinkles, enhancements)	10
Color	
Harmony of color to enhance design	10
Balance in texture and shape of material.....	10
Total	100

Flower Show Pressed Plants Workshops
PHS Town Hall (First Floor), 100 N 20th St, Philadelphia, PA 19103-1495

Saturday, October 4, 12 pm – 2:30 pm: Learning the Art of Pressed Plants

Interested in entering the Pressed Plant section of the Flower Show? In this hands-on workshop, you will learn how to execute a pressed plant scene, including pressing methods, storage, project sketch, and execution. All materials will be provided. You must be 18 years or older to attend this workshop.

Fee: \$10 for PHS members; \$15 for non-members. Limited to 22 attendees. Registration is required. To register, go to phsonline.org/events; registration will open August 11.

Saturday, October 25, 12 pm – 2:30 pm: Advanced Techniques

Have you attended a Pressed Plant workshop or exhibited in the Pressed Plant section of the PHS Philadelphia Flower Show previously? In this **new** workshop, you will take your skills to the next level by learning advanced techniques for creating a pressed-plant scene—including creating life-like shadowing, repairing damage, and representing glass with plant material. Bring your own projects to work on with guidance or work on a design provided by the instructors. All levels are welcome, but some experience with pressed plants is highly encouraged. All materials will be provided. You must be 18 years or older to attend this workshop.

Fee: \$10 for PHS members; \$15 for non-members. Limited to 22 attendees. Registration is required. To register, go to phsonline.org/events; registration will open August 11.

On Saturdays, parking is available under the building on a first-come, first-served basis.

BOTANICAL ARTS CLASSES

Chair.....Lisa Walker.....lwwalker3@gmail.com
 Vice Chair.....Tonya Young.....Tonyay614@aol.com
 Advisor.....Hollis B. Bauer.....holldollnj@mac.com

Class Chairs/Advisors provide support to exhibitors to ensure the proper completion of all paperwork and compliance with all rules leading up to and during the Show. Class Chairs/Advisors should be contacted for questions regarding the clarification of rules or Class descriptions. Class Chairs/Advisors are not permitted to give design advice. If the Chairs or Advisors cannot be reached, PHS staff are available to answer your questions.

For questions about the entry process, or to confirm your application, please email compclasses@pennhort.org.

Botanical Arts classes feature authentic-looking jewelry and accessory designs created from dried plant material. Entries must appear to be wearable and/or functional. There are four categories of Botanical Arts.

The descriptions below apply to the 2026 PHS Philadelphia Flower Show and are noted in each class listing:

- **Botanical Jewelry:** A design created entirely from dried plant material and made to resemble wearable jewelry in both size and function. Plant materials may be treated. No mechanics or structural base materials may be visible
- **Botanical Embellishment:** A man-made object enhanced with dried plant material. Plant materials may be treated. Complete coverage of the object is not required.
- **Botanical Couture:** A design emulating an item of clothing and/or other fashion accessory created from all dried plant material. Plant materials may be treated.
- **Botanical Forms:** A design of any other form (e.g., not Botanical Jewelry, Botanical Embellishment, or Botanical Couture) created from all dried plant material. Plant materials may be treated. No mechanics or structural base material may be visible.

CLASS DESCRIPTIONS

180—RED-CARPET GLAMOUR (Botanical Couture)

Design a red-carpet gown inspired by old Hollywood glamour of the '30s and '40s on a provided 10" high doll dress form. You may use adhesive on the doll form to secure the garment. It is not a requirement to cover with plant material any part of the doll form not covered by the garment.

Expert Class. Open only to exhibitors who have been awarded a blue ribbon in a previous PHS Philadelphia Flower Show Botanical Arts or Jewelry class. Limited to 4 entries.

A 25-word (maximum) statement of intent is required and will be displayed with the entry. Entries will be displayed on backed pedestals. A diagram of the dimensions and staging will be sent to exhibitors.

181—ART DECO DANGLES (Botanical Jewelry)

Design a pair of Art Deco inspired earrings. A neutral display stand will be provided at installation (6.5" high, crossbar 2.5" wide, 2" between post holes). Limited to 6 entries.

182—HIPPIE CHIC (Botanical Jewelry)

A 1960s-inspired pendant on a "love bead" chain. You may include several layers of beads, but only one pendant is required.

Necklace not to exceed the 8" wide x 10" high space allocated for staging. Displayed against a neutral angled backdrop. Limited to 6 entries.

183—DISCO FEVER (Botanical Form)

Design a 1970s disco platform heel. The provided shoe base is acting as your form and must be entirely covered in plant material. Exhibits will be staged on the base of the case. Information regarding the dimensions the exhibit cannot exceed, staging, and shoe-form shipping will be sent to exhibitors in the confirmation communication. Limited to 6 entries.

184—BODACIOUS BLING (Botanical Jewelry)

Chunky punky or bright and bold, design a bracelet cuff inspired by the '80s...totally. Staged on a 4" square cube covered in neutral fabric. Cuff size may not exceed the 4" square flat surface of the cube. Limited to 6 entries.

185—THE GILDED AGE (Botanical Jewelry)

Design a brooch for an affluent socialite. Brooch should be no smaller than 3" and not to exceed 4" in all directions; no pin is required on the back, as it will be mounted on the neutral, angled backdrop of the display case. Limited to 6 entries.

186—VINTAGE VIXEN (Botanical Form)

Design a make-up compact with 1950s flair and filled with eye shadow, lipstick, or blush. An actual compact is permitted as your base, but it must be completely covered in plant material. The compact may be shown open or closed. If shown open, the interior must also be covered in plant material with the exception of a mirror. Displayed on a slightly angled platform on the base of the exhibit case.

Youth/Novice Class. Open only to high-school students or exhibitors who have not won a blue ribbon in the Botanical Arts or Jewelry classes of the PHS Philadelphia Flower Show prior to 2026. Student entries will have priority. Limited to 6 entries.

BOTANICAL ARTS RULES AND GUIDELINES

- See also General Rules (pages 7-9) and the list of permitted/not permitted items (page 15).
- **Registration opens Wednesday, September 17, 2025.** Entries are accepted on a first-come, first-served basis and will be acknowledged beginning in early October.
- Enter online at https://PHSjoin.formstack.com/forms/2026_botanical_arts. For assistance entering online, email compclasses@pennhort.org or call 215.988.8850.
- Because of limited space in Botanical Arts classes, each exhibitor may make only one entry.
- Entries may not exceed 8" wide by 10" high. Specific class dimensions supersede this size limitation.
- Original designs only. All exhibits must be your own original design and must not have previously been entered in the PHS Philadelphia Flower Show.
- Jewelry must appear to be wearable and functional. For instance, jewelry must be sized to wear and include a working or implied fastener.
- Display cases open in the front. All entries will be staged against a neutral background. The base on which the exhibits are installed is on an angle, like a drafting table, unless noted otherwise in the class description. Direct questions about staging props to the Botanical Arts Chair, Vice Chair, or Class Advisor.
- Only dried plant material may be used. Select plant material for shapes and textures that will support the design and structure of your creation.
- Artists are encouraged to create textural details and relief design through the use of plant material. Painting scenes on plant material is discouraged.
- **Permitted:** Dried flowers, foliage, seeds, pods, peas, beans, corn, nuts (in or out of shells), grapevine twigs, basket reeds, etc.
- **Not permitted:** Carved wood, epoxy resin, manufactured materials (e.g., pasta, couscous, craft wood, plant-based string, toothpicks), clay, seashells, real or simulated gems, **loose** glitter, byproducts of plants (e.g., pine sap, pine resin, pollen, extracted components such as juice). No exceptions.

- **Treatment of plant material:** Paint, lacquer, and gloss finishes should be carefully applied in thin coats. Paint or polish with shimmer, pearalized, metallic, and sparkle is permitted, but no large pieces of glitter. Applied finishes must be fully dry before staging, or the exhibit will not be passed.
- **Mechanics must not be visible.** Non-plant material may be used for construction but must not be able to be seen. String, cording, backing, and other structural components must be completely concealed with permitted dried plant material.
- Forms for Class 180 and Class 183 may be picked up from PHS beginning in November. If forms must be shipped to exhibitors, exhibitors must pay shipping charges.
- Contact the Class Chair or Vice Chair in advance with all questions about the suitability of plant material or the intended treatment of plant material to ensure that all entries can be passed and entered for competition.
- Entries that do not follow guidelines will need to be altered before they are passed in order to be judged. Entries that are not passed will not be staged and exhibited.
- A white 5" x 7" nomenclature card with mounted, untreated samples of the materials you have used is required and will be displayed with your entry. Instructions for submitting the information for this card will be sent with your acceptance letter.
- See the Botanical Arts scale of points on page 28.
- Use of endangered or threatened plant material is prohibited. Exhibiting any plant on the United States List of Endangered and Threatened Plants is prohibited in the PHS Philadelphia Flower Show. A current list is available at www.iucnredlist.org/.
- Locally invasive plants are not permitted. A current list of Pennsylvania Invasive Plant Species is at dcnr.pa.gov/Conservation/WildPlants/InvasivePlants.
- For more resources, go to <https://pennhort.libguides.com/FlowerShowBotanicalArts>

DELIVERY AND REMOVAL (ALL CLASSES)

- **New for 2026: Drop-off and Passing:** Saturday, February 21, 2026, from 9 am to 12 pm at PHS Town Hall (First Floor), 100 N. 20th St., Philadelphia, PA 19103, or as arranged with the Chair and Advisor. **The committee will stage all the exhibits at the Convention Center.**
- **Judging:** Thursday, February 26, 2026.
- **Removal:** Sunday, March 8, at the Pennsylvania Convention Center, promptly after the tear-down announcement has been made (approximately 6:30 pm – 7 pm). **No one under 16 is permitted on site at tear-down.**
- For exhibits that need to be mailed, special considerations may be made for exhibitors living outside a 150-mile radius of the Pennsylvania Convention Center. With prior approval and at the risk of the exhibitor, the Chair or Vice Chair can install the entry. Contact the Botanical Arts Advisor or Chair to make arrangements. **Mailed entries must be received no later than February 7, 2026.** The mailing address will be provided in your acceptance letter.
- **Return Mailing:** Exhibits being returned by mail are done at the risk of the exhibitor. Precautions will be made to secure the exhibit for mailing. All mailings must include a **pre-addressed label, prepaid return label, and packaging material.** Exhibits will not be mailed back unless all these items are supplied. **Do not send stamps, cash, or checks.**

Botanical Arts Workshop: Craftsmanship Basics

Saturday, September 27, 10 am – 12 pm

PHS Town Hall (First Floor), 100 N 20th St, Philadelphia, PA 19103-1495

This hands-on workshop will focus on the importance of craftsmanship throughout the stages of planning and executing your design. Past award-winning designs as well as tools and treatment mediums will be on hand to explore and ask questions about. Materials will be provided.

Presenters: Hollis Bauer, Lisa Walker, Tonya Young

Fee: \$10 PHS members, \$15 non-members. Registration is required. To register, visit phsonline.org/events Registration will open August 11.

On Saturdays, parking is available under the building on a first-come, first-served basis.

PHOTOGRAPHY CLASSES

ChairHelen Wagnerwagnerhelens@gmail.com
Vice ChairAlice Flintaliceflint22@gmail.com

Class Chairs provide support to exhibitors to ensure the proper completion of all paperwork and compliance with all rules leading up to and during the Show. Class Chairs should be contacted for questions regarding the clarification of rules or Class descriptions. Class Chairs are not permitted to give design advice. If the Chairs cannot be reached, PHS staff are available to answer your questions.

CLASS DESCRIPTIONS

Each class is limited to 8 finalists.

191—DWELLING A photo of a bird that includes a nest or birdhouse. Color.
192—DETAILS A macro or closeup image showing the intricate beauty of a plant or flower. The subject must fill the frame. Color.
193—VIBRANT An image of a colorful leaf or leaves using a creative technique. Creative Techniques: The use of manipulation or alteration in any stage of the photographic process to achieve an effect that the original subject is no longer discernible or reflective of reality. Compositing techniques are allowed. Color.
194—QUENCH A scene highlighting a plant or plants growing in or near water. Color
195—CELLARED A still life featuring root vegetables. Color.
196—FOUNDATIONS An image portraying the beauty and complexity of roots. Color.
197—LEGACY A photo of an insect or other pollinator interacting with a flower or plant. Color.
198—RECORD A black and white photo of a historical or old cemetery or tombstone. Black and white.

IMPORTANT DATES

- Photography registration opens September 17, 2025, at 8:00 am EST.
- Photography registration closes October 29, 2025. Classes that fill before the deadline will be closed to any further submissions.
- Finalists and non-finalists will be notified by January 6, 2026.
- Prints must be received by February 9, 2026.

PHOTOGRAPHY ENTRY RULES AND GUIDELINES

- General rules (pages 7-9) also apply to these classes.
- The Photography classes are limited to amateur photographers only. An amateur is a person who earns less than 50% of their income from photography.
- ALL Photography classes require online registration and will be juried to determine the finalists for display in the Show. All Classes are limited to 8 finalists.
- The first 30 entries received per class, with correct specifications, by date of receipt, will be submitted to the jury. From these, the finalists will be selected.
- You may make only one entry per class and cannot enter more than two classes in total.
- No image may be entered in more than one class.

- All work must be done by the exhibitor, including any editing or digital manipulation of the photo.
- All exhibits must be original and never before entered in the PHS Philadelphia Flower Show or any other flower show. No previously published photograph is to be copied in any form.
- **Important:** Plant material is required in all images. No identifiable people are permitted in the images.
- For each entry, a statement of intent, limited to 20 words, is required upon entry and will be posted with the exhibit.
- Digital manipulation of photographs is allowed. No graphics may be added (e.g., no borders) unless specified.
- Online submissions to the jury must be full resolution and a minimum 2 megabytes file size and a maximum of 15 megabytes.
- The overall dimension of entry must be a minimum of 54" and a maximum of 64" in total perimeter measurement. For more information, see the box on page 28.
- Images of brand names and/or logos of current commercial products are not permitted.
- Images of flags of nations, states, municipalities, or other governmental entities are not permitted.
- To submit an entry, go to <https://PHSjoin.formstack.com/forms/2026photographyentries> and complete the form. Rename photographs before uploading to the entry form and submit photographs with the following naming format: Last Name, First Name, and Class Number (e.g., Wagner, Helen, 191.jpg).

REQUIREMENTS FOR FINAL SUBMISSION

- For more information about print sizes, please see 2026 Photography Size, Cropping, and Printing Specifications (page 28).
- The printed photograph must match the submitted digital image in all respects of editing, color, cropping, and/or manipulation.
- All photographs must be printed on lustre paper. Lustre is a finish between glossy and matte.
- Printing and mounting can be done professionally.
- All photographs must be mounted on black foam core and cut to the photograph's edge (no borders). Black foam core must be of standard thickness of 3/16" (5mm).
- Mounted photos shipped directly from the printer will not be accepted.

DELIVERY AND INSTALLATION

- Your name, address, and class number must appear on the back of each photograph. The top of the photograph must be indicated.
- All exhibits must be received by the Photography Chair, Helen Wagner, by February 9, 2026. The mailing address will be provided at acceptance. Please contact Helen (wagnerhelens@gmail.com) to indicate that your photo has been mailed.
- The Photography Committee will pass all photographs upon receipt to verify that class specifications have been met and that the photograph is in good condition. If a photograph is NOT passed, the exhibitor will be notified and allowed, if time permits, to make the necessary changes and submit a replacement.
- If a print is damaged in transit, the Photography Committee will notify the exhibitor, who will be requested to submit a replacement.
- PHS will use double-stick tape or something similar to adhere the photos and identification cards to the display panels. These attachments may be permanent to the back of the photo.

REMOVAL

- Comment cards and awards will be mailed to each exhibitor after the Show.
- Please consider allowing PHS to donate your photo to a local nonprofit organization or school. (Recommended)

- If you prefer to have your photo returned, please follow these guidelines:
 - PICK UP from the Pennsylvania Convention Center: Sunday, March 8, between approximately 6:30 pm and 7 pm from the Photography display area, after the tear-down announcement has been made. PHS will provide entry credentials to those exhibitors who choose to pick up their exhibits.
 - RETURN SHIPPING: If an entry is to be shipped back to the exhibitor, return packaging and a pre-paid shipping label must be provided with the entry when it is sent to the Committee before the Show. Return packaging with postage stamps will not be returned.
- If mailing requirements are not met or if no return is requested, photos will be donated to a local nonprofit organization or school.
- While PHS will exercise due caution in safeguarding exhibits, responsibility for damage or loss cannot be assumed.

2026 Photography Size, Cropping, and Printing Specifications

The overall perimeter size of all entries must fall within the range of a minimum of 54" and a maximum of 64".

Here is an example of how to calculate the overall perimeter.

An 11" x 16" print will yield an overall perimeter of 54".

Formula: $11 + 11 + 16 + 16 = 54"$

- Some suggested print sizes that meet the requirement of overall perimeter:

$11 \times 16 = 54"$	$14 \times 14 = 56"$	$10 \times 18 = 56"$
$12 \times 18 = 60"$	$10 \times 20 = 60"$	$16 \times 16 = 64"$
- Your photo may need to be cropped to fit within these print sizes.
- Photos can be in landscape, portrait, or square format.
- The initial digital submission should conform to these print perimeter measurements, which will ensure the printed photo will match the digital photo exactly.
- Foamboard, foam core, Gatorboard are all acceptable mounting products.
- Do not send photos to the Vice Chair directly from the printer.
- Mounting can be done by the exhibitor, a frame shop or an online printing company. The following companies offer printing and mounting: BayPhoto; MPix; ProDpi (must request black foam core in the comment box at checkout), Printique.

PHOTOGRAPHY CLASSES SCALE OF POINTS

Creativity	25
Composition	25
Technical proficiency	20
Quality of light and tonal range	10
Interpretation of class	15
Distinction	5
Total	100

BOTANICAL ARTS CLASSES SCALE OF POINTS

See pages 23-25.

Design	30
Craftsmanship	25
Originality	20
Interpretation of theme	15
Distinction	10
Total	100

DESIGN CLASSES

The Design classes require considerable advance planning. Registration for these classes takes place before the *Exhibitor's Guide* is published, and the classes are filled on a first-come, first-served basis in the spring and summer. Meetings are scheduled throughout the year to review exhibitors' plans, explain the logistics, etc. If you are interested in exhibiting in these classes in the future, please write to Competitive Classes, The Pennsylvania Horticultural Society, 100 N. 20th St., Suite 405, Philadelphia, PA 19103-1495, or email compclasses@pennhort.org

Please note: Arrangement Rules (Permitted/Not Permitted) on page 15 also apply to Design classes; please note exceptions for Design classes.

GARDEN DESIGN

GARDEN

Chair Dena W. Douglas denawdouglas@gmail.com
Vice Chair Nadine Stevenson nadinestevenson@gmail.com

CLASS 160—COMMUNITY: WHERE WE GARDEN

Design a culinary community garden with a focus on the community. Must include a seating area for at least two people. Must include at least one sustainability element or cultivation technique.

Staged in an area 16' by 12' x 1' deep. Exhibitors are permitted to add outdoor containers, pavers, furniture, and other accessories. All plants must be rooted. Dried flowers are permitted as accessories. Uncut fruits and vegetables are permitted. A plant list is required, and all rooted plants must be labeled.

Limited to 4 entries. Subsidy: \$2,000. Judged Friday, February 27, as Class 160 and Wednesday, March 4, as Class 160A.

BALCONY

Chair Bonnie M. Hays bonniehays@comcast.net

CLASS 161—A ROOM WITH A HUE

Design a balcony interpreting an artist's vision of nature. Name the artist, no duplicates.

The balcony space is 10' wide by 6' deep with an 8' back wall featuring a large open space to give the impression of a sliding glass door. Live plants in containers should predominate. Exhibitors should provide covering for the floor of the balcony. PHS will provide standard balcony railings. Furniture is permitted. Fresh cut flowers and accessories are permitted. A plant list is required, and all rooted plants must be labeled. The exhibit may not exceed 8' tall.

Limited to 4 entries. Subsidy: \$1,000. Judged Friday, February 27, as Class 161 and Wednesday, March 4, as Class 161A.

WINDOW BOX & LAMP POST

Chair Donna Stone dbstone3L@gmail.com
Vice Chair Antoinette Lynch lyncha331@aol.com

Window boxes are 30" long, 6" wide, and 5½" deep. The lamp post has a bracket for a hanging basket. The window box must include a minimum of 5 rooted plants, and the hanging container must include at least one rooted plant. The hanging container should not exceed 18" in diameter or 30" in length. A plant list is required, and all plants must be rooted.

CLASS 167—ILLUMINATING THE PAST. Youth Class. A window box and hanging basket inspired by history. Open to schools and youth groups working with students in grades 12 and below.

Limited to 6 entries. Subsidy: \$150. Judged Friday, February 27; removed Wednesday, March 4.

CLASS 168—LIGHTING THE FUTURE. Novice Class. A window box and hanging basket designed with a focus on xeriscaping or water conservation. Open to exhibitors who have not won a blue ribbon in a Design class at the PHS Philadelphia Flower Show prior to 2026.

Limited to 6 entries. Subsidy: \$150. Judged Wednesday, March 4.

DOORWAY

Chair Mark Pulcini mark@davidbrothers.com
Vice Chair Carol Simonetti moonbeam@ptd.net

CLASS 175—HIDDEN HISTORIES

A wreath and container collection designed to welcome and inform visitors, inspired by an obscure or little-known historical fact or event. Name the event. No duplicates. Wreaths must consist primarily of rooted plants and dried plant material. Doorways include a door in a frame, a landing, and one step. Exhibitors will be provided with their doors in advance. Accessories are permitted. No fresh cut flowers. A plant list is required, and all rooted plants must be labeled.

Limited to 6 entries. Subsidy: \$200. Judged on Friday, February 27, as Class 175 and Wednesday, March 4, as Class 175A.

MINIATURE SETTING

Chair Liz Murray lizmurray272@gmail.com
Vice Chair Rebecca W. Flemer beccaflemer@gmail.com
Advisor Midge Ingersoll lnk5606@gmail.com

CLASSES 135 AND 136—A MOMENT IN TIME

CLASS 135—Create a setting of an event somewhere in the world, 1900 to present (Modern Day).

CLASS 136—Create a setting for of an event somewhere in the world, pre-historic to 1900 (Historic).

Name the location and event. No duplicates. You must use at least 8 live plants. A plant list is required. Scale: one inch equals one foot. These classes will be juried on a first come, first served basis.

Minimum of 4 and maximum of 6 entries in each class. Subsidy: \$400. Judged Thursday, February 26.

FLORAL DESIGN

STORE WINDOW

Chair Patsy Walls patricialeighmw@gmail.com
Vice Chair Barbara Rompala barbara@rompala.net

CLASS 156—MARKET SHARE

Design a store window for a type of free supply or product store. The store type or display product must be named in the intent; no duplicates are permitted. Store window to be staged on a platform 10'4" by 6' that is 18" above the floor. Windows are 9'6" wide by 5'10" high, 26" above the floor. The interior walls are 8' high; exterior walls are 10' high. The exhibit must contain fresh cut flowers. Dried plant material, dried treated plant material, and accessories are permitted. A plant list is required, and all rooted plants must be labeled.

Limited to 4 entries. Subsidy: \$1,000. Judged Friday, February 27, as Class 156 and Wednesday, March 4, as Class 156A.

TABLE WITH ARRANGEMENT

Chair Carol Perovich carolperovich@gmail.com
Vice Chair Nancy Nussbaum mnussbaum@comcast.net

CLASS 134—A FARE TO REMEMBER

A functional design for a dining table or buffet based on a World's Fair. Name the World's Fair, no duplicates. To be staged on a 10' wide by 8' deep platform, 4" high. No construction is permitted. Exhibitors must include a table and are permitted to include additional furniture and other accessories, including floor coverings. Fresh cut flowers must predominate. Rooted plants are permitted. Uncut fruits and vegetables are permitted. Dried plant material, dried treated plant material, and accessories are permitted. A plant list is required for all plants, and rooted plants must be labeled.

Limited to 4 entries. Subsidy: \$750. Judged Friday, February 27, as Class 134 and Wednesday, March 4, as Class 134A.

HORTICULTURE AND ORCHID CLASSES

Horticulture

Co-Chair	Joseph L. Alvarez.....	phytahortus@gmail.com
Co-Chair	Brooke McInnes	brookemci@aol.com
Vice Chair	Sarah M. Farnsworth.....	smefarnsworth@icloud.com
Vice Chair	Deborah Evans	dfevans@msn.com
Advisor.....	Middy Dorrance.....	midtim@comcast.net
Advisor.....	Thomas Hawkins.....	susmay100@gmail.com
Advisor.....	Scheraz Mahushukeen	mahscheri@yahoo.com
Advisor.....	Diane Newbury.....	newburyde@gmail.com

Orchid Classes

Co-Chair	Robert Thuener	rktuener@msn.com
Co-Chair	Chris Satch.....	botanictonic@gmail.com
Vice Chair.....	Barb Schmidt.....	jentomsch@hotmail.com
Advisor.....	Michael Bowell	mwb@createascene.com

Horticulture rules also apply to Orchid classes unless otherwise indicated

CONTENTS

2026 Specials	63
Beginner's Luck Classes	45, 47, 62
Challenge Classes and Program.....	33, 62
Definitions.....	45
Enter All Days (EAD).....	36
Entry and Award Points	66
Entry Procedures.....	35-37
Entry Schedule	37
Flower Show Botanical Database (FSDB).....	39
General Flower Show Rules and Information.....	7-9
Grooming and Watering	42, 43
Horticulture and Orchid Classes Rules.....	34-35
Horticulture Classes	47-63
Horticulture Scales of Points	46
Judging.....	44, 46
Novice Classes.....	45, 47, 48, 50, 53, 58, 60, 62, 64, 65
Orchid Classes	64-66
Passing, Recording, and Staging	44
Plant Identification	38
Plant Identification Cards (4" x 6" cards).....	40
Plant Preparation; Pots and Containers	41-42
Post-Entries	35-36
Pre-Entering the Show	35
Programs for Exhibitors.....	33
Quick Guide.....	32
Taking Entries to the Show.....	43
Youth Classes	45, 47, 48, 50, 53, 62, 65, 73

QUICK GUIDE TO ENTERING THE HORTICOURT

(Numbers at the end of each item refer to page numbers in the *Guide*.)

FALL

- ☐ Consider attending some Horticulture programs and workshops. [33]
- ☐ Think about purchasing some Challenge Plants. [33, 62]
- ☐ Start forcing bulbs. [33, 47]
- ☐ Decide which **plants** you might want to enter (you can change your mind later). [35]
- ☐ Read the *Exhibitor's Guide* to decide which **classes** you want to enter and for which **days**. (Some plants may be able to stay in place all week, while others may need to be removed or re-entered on subsequent days.) [37]
- ☐ With a few exceptions, plants should be in your possession by December 1. [34]
- ☐ Read all the rules, guidelines, definitions. [7-9, 34-45]

WINTER

- ☐ FSDB, the online program for pre-registering your plants, opens on December 1. [39]
- ☐ Pre-register your entries by January 31, 2026. [34-35]
- ☐ Add all the botanical names to your entries by February 6. [38]
- ☐ Submit plant lists for entries with 2 or more plants (e.g., Terrariums) by February 6. [38]
- ☐ If helpers are needed, send credential requests by February 6. [43]
- ☐ Watch for your credential packet, which will be mailed the week of February 9 [43]
- ☐ Read the rules and guidelines again. [7-9, 34-45]

SHOWTIME!

- ☐ Make sure your entries are in appropriate containers. [41]
- ☐ Write your name on the bottom of each pot with a waterproof pen! [41]
- ☐ Prepare the sets of 4" x 6" cards that must accompany each entry. [40]
- ☐ Do your plants have special watering needs? There's a form for that. [43]
- ☐ Groom your plants at home. [42]
- ☐ Arrive at the Convention Center during the designated times. [37]
- ☐ Park. (Parking information will be included in your credential packet.) [72]
- ☐ Take the freight elevator to the Show floor (2nd level). [72]
- ☐ Take your plants to a grooming table and give them any last-minute tweaks. [44]
- ☐ When you are ready, find a Recorder and Passer to check in your entries and record them. [44]
- ☐ Determine the best "face forward" for your entries and mark the back of the pot with chalk. [44]
- ☐ Once your entries have been passed and recorded, a Stager will remove them and stage them in a bed or on a bench. You do not touch your plant again until pick-up. [44]
- ☐ After all the entries have been staged, judging takes place. [44]
- ☐ If you have entered plants for individual judging cycles instead of as Enter All Days (EAD) entries, return early on the morning of the next cycle to remove or re-enter your plants. [37]
- ☐ Enter All Days (EAD) entries remain in place and are judged in all three cycles, so you do not need to return during the week unless moderate grooming is necessary. [36]
- ☐ Enjoy the Show and think about what you might enter next year.
- ☐ On Sunday night, March 8, return to collect your entries and awards. [44, 72]

**All workshops are held in the PHS Town Hall (First Floor),
100 N. 20th St., Philadelphia, PA 19103-1495**

New and prospective exhibitors are encouraged to attend.

All programs are free unless otherwise indicated.

Registration is required at phsonline.org/events

On Saturdays, parking is available under the building on a first-come, first-served basis.



Saturday, September 20

**Taking the Challenge Out of Challenge Plants—10 am – 11 am
Challenge Plant Pick-Up—11 am – 12:30 pm**

For the PHS Philadelphia Flower Show Challenge Classes, all exhibitors start with the same plants and grow them for competition. This is a great opportunity for new and experienced exhibitors to participate in the world's oldest horticultural event.

Horticulture expert Anthony Giunta returns for another presentation about best practices for growing this year's challenge plants.

Plants (\$12 each for PHS members, \$14 each for non-members; includes \$ 3 processing fee) must be paid for in advance. Only plants paid for in advance will be reserved. Limit one of each plant per exhibitor. If you want to order multiple plants for a group or organization, please contact compclasses@pennhort.org.

Challenge plants will be available for pick-up following the program.

Register for the program and order plants beginning August 5 at phsonline.org/events. For information about subsequent availability of plants, check the Flower Show website: phsonline.org/events.



Saturday, October 11, 10 am – 11:30 am

Forcing Bulbs—Blooming Beauty Ahead of Schedule

Join Jenny Rose Carey, expert gardener, author, and educator, as she demonstrates how to ensure your bulbs will be at peak bloom for the Show.

Free, but registration is required at phsonline.org/events; registration opens August 5.



Saturday, October 18, 10 am – 11:30 am

Exhibiting 101—Tips for Entering and Grooming Your Plants for the Show

Interested in getting your plants in perfect condition for competition in the Hamilton Horticult? Bex Claire Hammel, experienced horticulturist, educator, and longtime blue-ribbon winner, will lead an engaging program on the tips and tricks of how to groom your plants for competition.

Free, but registration is required at phsonline.org/events; registration opens August 5.



Saturday, October 18, 1 pm – 2:30 pm

Create Your Own Kokedama Entry for the Flower Show

Presenter: Justin Dampman of Wedgewood Gardens

Kokedama is a recent addition to the Flower Show. Make your own stationary or hanging Kokedama. Cost: \$20 for PHS members; \$25 for non-members. Limited to 25 participants.

Register at phsonline.org/events; registration opens August 5.



Saturday, November 1, 10 am – 11:30 am

Growing Orchids for the Flower Show

Join orchid experts Barb Schmidt and Michael Howell for an informative program on how to grow and prepare orchids for the Flower Show. Attendees will discover insights into what judges look for in award-winning orchids, offering tips to help your plants stand out.

Free, but registration is required at phsonline.org/events; registration opens August 5.

HORTICULTURE AND ORCHID CLASSES RULES

General rules (pages 7-9) also apply.

- Anyone can enter the PHS Philadelphia Flower Show. You do not have to be a member of any garden club or horticultural organization (including PHS). However, there are many benefits of PHS membership—see <https://phsonline.org/support-phs/membership>
- Plants entered in the Flower Show must be of Show quality in form and condition, free of pests and diseases.
- All plants must be in your possession by December 1, 2025, unless otherwise specified.
- FSDB (Flower Show Database) is the online system for registering your entries, updating your plant lists, and monitoring your scores. FSDB opens for pre-registration on December 1, 2025 (see page 35).
- If you cannot enter online, please request a paper form from compclasses@pennhort.org or write to Competitive Classes, PHS, 100 N. 20th St, Suite 405, Philadelphia, PA 19103-1495.
- **Online pre-registration closes at midnight on Saturday, January 31. Paper forms must be received at PHS by January 31 (not postmarked January 31).** You may add or change the names of plants being entered until midnight on Friday, February 6 (see page 35).
- **Plants may not be removed before the designated removal dates or times.** Neither PHS nor the Committee can be responsible for plants left beyond removal times (between 6:30 am and 7 am on Monday, March 2, and Thursday, March 5; between approximately 6:30 pm to 8 pm on closing day, March 8, **after the tear-down announcement has been made**).
- **New:** All Youth Class entries from an entire class of students **must** be pre-registered. This allows for a smoother entry process and sufficient display space. The teacher should pre-register all potential plants for entry. All plants brought to the Show must be of Show quality at entry time. See page 73 for guidance for teachers and youth group leaders.
- The preliminary plant list for entries with two (2) or more different plants must be received by February 6 (see page 38). This can be done in the FSDB entry.
- Post-entries are limited to **six (6)** entries in Horticulture classes and **six (6)** in Orchid classes for each judging day (see page 35).
- For most classes, you may make up to **three (3)** entries per class unless otherwise specified. However, they must be of **different** species, varieties, or cultivars. (Exceptions: *Clivia* and *Amorphophallus* classes, where you may make up to three (3) entries of the same species per class.)
- You may make only **one (1)** entry per class in “named” classes (e.g., *Narcissus* ‘Jetfire’) or where otherwise specified (e.g., Wardian-Style Cases).
- For most classes, only one plant per pot is permitted. Exceptions: Plants with naturally occurring pups, attached offsets, etc.; terrariums, container gardens, living walls, etc. For bulb classes (including rock garden bulbs), there is no limit to the number of bulbs per pot, unless otherwise specified.
- **Important:** You may **substitute** another plant for one that has been pre-entered in a class, if it fits the requirements of the class. **You will not need to post-enter any substitution for which you already have an unused “reservation” in a class.**
- Exhibitors or their representatives must stay with all entries until they are passed and recorded.
- Every plant must be properly identified (see page 38). Please try to provide the names for all cultivars.
- **The exhibitor’s name must be marked with indelible ink on the bottom of each pot; include a cell phone number if possible.**
- Wild-collected plants of endangered and threatened species are forbidden in any PHS Philadelphia Flower Show exhibit. It is the responsibility of the exhibitor to make sure these plants are not on exhibit. See General Rule 28 on page 9.
- Orchids may only be entered in classes 5000 through 7215, with one exception—small orchids (flowering **and** foliage) are now permitted in Terrariums and Wardian-Style Cases.

- No bonsai are permitted. For the purposes of the Flower Show, Kokedama-style planting is not considered a bonsai, and Kokedama are allowed in the competition in the Kokedama classes.
- No water or electrical hookups are permitted for any exhibits.
- Accessories are **not** permitted unless they are specifically allowed in the class description. If in doubt, contact a member of the Horticulture Committee by February 1, 2026. For a definition of accessories, see page 45.
- Food items are **not** permitted as accessories.

ENTRY PROCEDURES

The Horticulture classes Rules and Entry Procedures sections provide the answers to most questions about exhibiting. If you require further support, please contact one of the members of the Horticulture or Orchid Committees.

PRE-ENTERING THE SHOW

- **THE DEADLINE FOR REGISTERING PRE-ENTRIES IS JANUARY 31, 2026**
- We encourage exhibitors to pre-register ("pre-enter") their entries so that nomenclature can be verified and official PHS cards can be prepared in advance. Pre-entering is advantageous because there are no limits on the number of entries exhibitors can make (within class limits). In addition, pre-entries qualify for entry points (see page 66). Exhibitors should read the *Guide* carefully to determine which classes to enter. Careful attention to class regulations and requirements (e.g., pot sizes) is important.
- There is no penalty if exhibitors do not exhibit all the plants that they have pre-entered.
- The preferred way is to use FSDB (Flower Show Database), the online registration system for Horticulture entries (register.theflowershow.com/SignIn.aspx). The online system will be available for **pre-entry** registration from December 1, 2025, through January 31, 2026.
- If you are unable to enter online, you may request a paper entry form from FSDB@pennhort.org, or write to Competitive Classes, PHS, 100 N. 20th St, Suite 405, Philadelphia, PA 19103-1495. There is no need to enclose a self-addressed envelope.
- **Note: FSDB does not send acknowledgements of your entries.** You can check the status of your entries at any time on the My Entries tab of your account. If the status is "To Be Entered," you must click on the Checkout button to complete the process. "Submitted" indicates that the plant name needs to be verified by the Nomenclature volunteers; once that happens, or if the plant name is already in the system, the entry will be marked "Accepted."
- Select "Save to pdf" above the Status column to create a printable entry list; select "Save to CSV" to export the list to a spreadsheet.
- All exhibitors who have pre-entered will be mailed a packet containing credentials for admittance to the Pennsylvania Convention Center, parking information, and other pertinent information. The packet will be mailed the week of February 9).

POST-ENTRIES

- You should make every effort to pre-enter any plants that you think might be suitable for exhibition, even if those plants do not eventually make it to the Show.
- However, if you miss the pre-entry deadline (January 31, 2026)—**or if you have pre-entered some plants and realize that some additional plants look great at Show time**—you can "post-enter" up to a total of **six (6)** entries in Horticulture classes and up to a total of **six (6)** entries in Orchid classes on each entry day. Within each class, the number of entries per class, including post-entries, cannot exceed three (3) or the number permitted as stated for that class (e.g., a named bulb).
- **Remember:** You may **substitute** another plant for one that has been pre-entered in a **class if it fits the requirements of the class. You will not need to post-enter any substitution for which you already have an unused "reservation" in a class.**
- **If you have not pre-entered any plants and wish to post-enter, you must contact PHS (call 215-988-8822 or email FSDB@pennhort.org) to request entry credentials.**

- Make every effort to correctly identify your plants. Provide two (2) white unlined 4"×6" cards for each entry (see page 40).
- Go to the Post-Entry Window on the Show floor to register. Please note the Post-Entry closing times listed on each entry day schedule.
- If you have also pre-entered, please be sure to use the same form of name that you used on pre-entries. This assures that you receive proper credit for all your entries.
- After you have post-entered your plants, please notify a Passer, Recorder, or the Horticulture chairs that you have post-entry plants ready for passing and recording.
- **Reminder:** Plants that you are substituting for pre-entered plants in the same class are **not** considered post-entries if they meet the original class description. If they do not, they will need to be post-entered in other classes.
- Post-entries receive award points but only receive entry points on Second Thursday, March 5.

ENTER ALL DAYS (EAD)—AN OPTION FOR MOST BUT NOT ALL ENTRIES.

Please read this section carefully!

- The **Enter All Days (EAD)** option is designed to reduce exhibitors' time so that they do not have to return and re-enter plants on the second and third judging days—they take entries to the Show for the first judging day and remove them at the end of the Show. Classes eligible for EAD include plants that do not need grooming throughout the Show, primarily succulent and/or nonflowering plants as well as most flowering orchids.
- **The EAD entry process is only available for entries in classes designated "*Eligible for EAD*" in the *Exhibitor's Guide*.**
- All EAD plants must be entered in the Show on Thursday, February 26, or Friday, February 27, in the EAD class in which they were pre-entered **and must remain in the Show for all three judging days**. No plants can be entered using EAD on Monday and Thursday or by post-entry. **You will be required to agree to these terms when pre-registering each EAD entry.**
- All EAD-eligible classes may also be entered in the traditional day-by-day way. You are not required to enter plants as EADs. Non-EAD entries may be moved to a different class on a subsequent entry day.
Remember: Entering a plant on all three entry days does not **automatically** make it an EAD entry. If the plant is not in an EAD-eligible class or if there is no asterisk after the PHS ID in your FSDB entry list (e.g., 2-12345*), the plant is not an EAD entry, and you must go in on each entry day to re-enter it.
- **Only plants that have been pre-entered (online or on paper) in EAD classes can take part in EAD.** Plants that have been pre-entered as EAD are identified with an asterisk after the PHS ID number on the entry list as well as on the PHS card displayed after judging.
- An EAD plant cannot be replaced with another plant after the first entry day.
- Once a plant has been registered as an EAD entry in a particular class, it cannot be moved into a different class as an EAD. For this reason, you should consider registering an EAD plant in all classes for which it qualifies, including the classes for the next smaller or larger pot size.
- **Four (4) 4" × 6" plant identification cards (page 40) are required for each EAD entry. The 4" × 6" cards must contain the class numbers for all three entry days (Hort 2xxx, 3xxx, 4xxx; Orchids 5xxx, 6xxx, 7xxx) listed one under another and all three PHS ID numbers (see page 40 for an example).**
- EAD plants will be judged on all three judging days; any ribbons and rosettes awarded during the week will be collected by the Horticulture Committee and given to exhibitors at tear-down. Please look for a table or counter with packets situated along the path to the freight elevator.
- Reminders about the EAD process will be part of the entry process if you enter online. Instruction reminders will be mailed with your credential packets in February and will also be available closer to Show time at PHSonline.org/the-flower-show/plant-entries.
- Minimal grooming of EAD plants may be permitted with prior approval of the Horticulture Committee (see page 43).

ENTRY SCHEDULE

There are three Horticulture and Orchid entry/judging cycles during the Flower Show.
These are the only times that entries can be entered and removed.

Days and Classes	Entry times	Non-EAD entries (entries without an asterisk [*] after the PHS ID number	EAD entries (entries with an asterisk [*] after the PHS ID number
Thursday, February 26* 2002-2735, 5000-5215 Entered, passed, recorded, and staged.	1:00-5:30 pm All check-ins must be completed by 5:45 pm.		
Friday, February 27 2002-2735, 5000-5215 Entered, passed, recorded, and staged; judged beginning at noon. Vehicles must be removed by 9:30 am.	7:00-9:30 am (Post-Entry Window closes at 9:15 am) Grooming and passing tables will be available after 6 am.		Stay in place for Monday and Thursday judging.
Monday, March 2 3002-3735, 6002-6215 Entered, passed, recorded, and staged; judged beginning at noon. Vehicles must be removed by 9:30 am.	7:00-9:30 am (Post-Entry Window closes at 9:15 am) Grooming and passing tables will be available after 6 am.	Entries from Friday's judging must be removed between 6:30 am and 7 am. Take them home or enter them in Monday classes (7- 9:30 am).	Stay in place for Thursday judging.
Thursday, March 5 ("Second Thursday") 4002-4735, 7000-7215) Entered, passed, recorded, and staged; judging begins at noon.** Vehicles must be removed by 9:30 am.	7:00-9:30 am (Post-Entry Window closes at 9:15 am) Grooming and passing tables will be available after 6 am.	Entries from Monday's judging must be removed between 6:30 am and 7 am. Take them home or enter them in Second Thursday classes (7- 9:30 am).	
Sunday, March 8	Remove all plants Sunday night between approximately 6:30 pm and 8 pm, after the tear-down announcement has been made. All plants must be removed by 8 pm.		

* **Note:** On Thursday, February 26, if you are entering only one or two plants or are post-entering, we suggest that you plan to arrive **after 3 pm**, by which time many of the exhibitors with large numbers of entries will have been registered.

** **Remember:** On Thursday, March 5, **two (2)** entry points are awarded for each pre-entered plant that is actually entered in the Show; post-entered plants receive one (1) entry point.

PLANT IDENTIFICATION

- Please make every effort to submit correct botanical names on your entry forms so that they can be verified in advance by the Competitive Classes Nomenclature Committee. All plants must be correctly named. Primary references are the PHS Philadelphia Flower Show Database (register.theflowershow.com/Botanicalview.aspx), RHS Plant Finder (rhs.org.uk/plants/search-form), and Plants of the World (powo.science.kew.org/).
For orchids, hybrids are verified via the RHS International Orchid Register (apps.rhs.org.uk/horticulturaldatabase/orchidregister/orchidregister.asp); species are verified via Plants of the World. Orchid genus abbreviations are spelled out; abbreviations adhere to the American Orchid Society (AOS) standard.
- **Do not guess.** If you are unsure about a botanical name, it is permissible to use sp. for a species and cv. for a cultivar (e.g., *Begonia* cv.). **Please try to find the name for each cultivar. If in doubt, send a photo to fsdb@pennhort.org, and the Nomenclature committee will try to identify it.** For orchids, spell out the words Species and Hybrid (e.g., *Phalaenopsis* Hybrid).
- If you are entering via the FSDB entry screen, either select a plant name from your My Plants list or start typing the name of the plant in the botanical-name box. If the plant is in the database, it will appear on a drop-down list; click on the name to select it. Tip: Instead of beginning to type at the beginning of the plant name, type the second name or cultivar name—for instance, instead of typing *Narcissus* 'Bridal Crown', just type Bridal Crown.
- If you see instructions to use a different name (e.g., PELARGONIUM 'LEMON CRISPUM' USE: PELARGONIUM CRISPUM), go to the correct name and select it for your entry.
- **If the plant name you enter is not in the database, it will appear in your entry list as a proposed name in red, followed by an asterisk (*), and the entry status will say "Submitted."** The Nomenclature checkers will attempt to verify it using authoritative sources. Please use the updated name they provide.
- **Any corrections for proposed names will be updated on your My Entries list and will be printed on the PHS cards waiting for your entries at the Show.** (If you enter on a paper form, an updated entry list will be included in your credential packet.)
- **Please note:** Verification of a botanical name does not ensure that a plant is correctly identified or is entered in the appropriate class.
- **You are allowed (and encouraged) to add or change the names of plants being entered via FSDB until midnight on Friday, February 6.** This will reduce errors and the number of PHS cards to be reprinted on entry days. Note: You may not add or move entries in FSDB after January 31; the February 6 deadline is only for adding or changing plant names.
- **PLANT LISTS FOR ENTRIES WITH MULTIPLE PLANTS:** If you are entering a class that permits two or more different plants per entry (e.g., bulb garden, miniature rock garden, terrarium, stuffed form), you must submit a **preliminary** plant list—online in FSDB, by email to fsdb@pennhort.org, or with your paper entry form by **Friday, February 6**. The earlier you submit this list, the sooner it can be checked by the Nomenclature Committee. On the **preliminary** list, it is advisable to include all of the plants that you **might** enter, even if you do not actually include all of those plants as part of your entry. If you are entering via FSDB, you should check your plant list prior to the Show to see if proposed names (in red, followed by an asterisk) have been corrected. If you enter on a paper form, your corrected plant list will be sent in your credential packet. **Please be sure that your final list has the correct names.**
At the Show, you **must** provide two (2) copies of a **final, corrected, legible, numbered plant list** in waterproof ink on a white 4" x 6" index card along with the 4" x 6" cards required for each entry. You must also provide a diagram of your entry no larger than 8½" x 11" with the plants numbered to correspond to your final corrected plant list. **Note: The final list and diagram must be present when plants are being passed and recorded.** This list and diagram are what the judges see; entries without the list and diagram will not be judged. To ensure that the plant list and diagrams accompany your EAD entries on all three judging days, write the class numbers and PHS IDs on the cards and diagrams (see page 40).
- For questions about plant identification of your entry at the Flower Show, please check with the volunteers at the Horticulture Information Booth at the center of the Horticourt.

THE FLOWER SHOW BOTANICAL DATABASE (FSDB)

The PHS Philadelphia Flower Show Botanical Database lists the names of over 20,000 plants that have been entered in the PHS Philadelphia Flower Show over the years. **The Database is updated continuously.** We urge you to use this Database to check the names of plants before you submit them on a plant list or registration form. You can find a link to the database at register.theflowershow.com/Botanicalview.aspx.

- For many of the plants on the list, you will see links to Google Images or Google Search. Those links will take you to pictures of the plants or to more information about them (often including where to buy them). The Pennsylvania Horticultural Society takes no responsibility for the accuracy of this information.
- Do not use any variants of botanical names that you may find using Google Images or Google Search. They may be incorrect or out of date. Use the spelling and punctuation guidelines in the PHS Philadelphia Flower Show Botanical Database.

DEMYSTIFYING THE ASTERISKS

Asterisk after a botanical name

(e.g., NARCISSUS APRICOT IMPRESSION*)

This asterisk indicates that the name needs to be verified by the Nomenclature checkers. The entry appears on the entry list as "Submitted" rather than "Accepted" and might also appear in red. "Submitted" only refers to the plant name, not the entry itself.

Why?

- The plant name already exists in FSDB but the exhibitor has typed it in rather than selecting it from a pull-down list of options, so FSDB does not recognize it.
- The plant name is new to the Flower Show Database (FSDB) and has not yet been verified with authoritative sources. The Nomenclature Committee will review it and might ask the exhibitor for additional information, such as where the plant was purchased or if a photograph can be provided to aid in identification. After the plant name has been verified and punctuated correctly, the entry will be changed to "Accepted" (NARCISSUS 'APRICOT IMPRESSION').

Important: Entries marked "Submitted" may still be brought to the Show, along with any marked "Accepted." They might be verified by the time the PHS cards are printed, or they might be verified at the Show.

Asterisk after a PHS ID

(e.g., 2-12345*, 3-12346*, 4-12347*)

This asterisk indicates that the entry is an Enter All Days (EAD) entry. The * tells the Recorders and Stagers that the entry will stay in place throughout the Show, although the class numbers will change depending on the judging day.

Remember: If there is no asterisk after the PHS ID, the entry is not considered an EAD entry.

Do not expect the PHS IDs to be consecutive. Numbering depends on how many other exhibitors are pre-registering their plants at the same time.

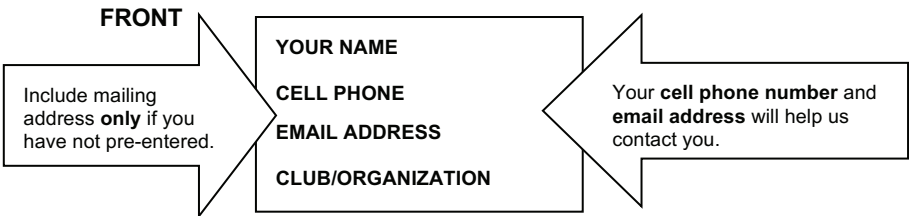
VOLUNTEER OPPORTUNITIES

To learn more about the many volunteer opportunities at the Flower Show and to sign up for shifts, please visit phs.volunteerhub.com/ or email volunteer@pennhort.org

Volunteering at the Flower Show and other PHS activities is a great way to make a difference and create a positive change in the community. No previous experience is necessary—we give you the training you need. Join thousands of volunteers committed to connecting people with horticulture to create beautiful, healthy, and sustainable communities.

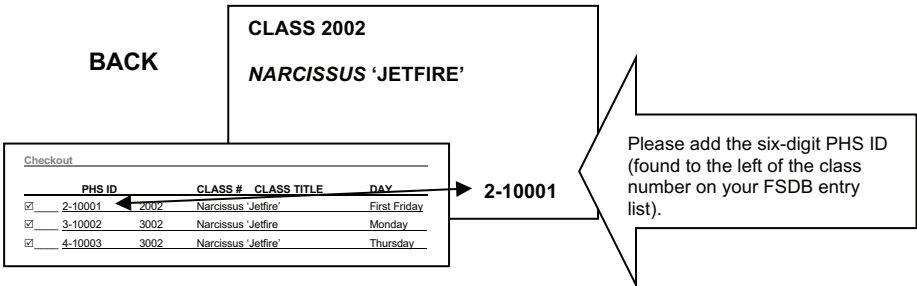
PLANT IDENTIFICATION CARDS

- On **each entry day**, each entry **must** be accompanied by two (2) white 4" × 6" cards. **(EAD entries need four (4) cards.)** **Note:** If your entry consists of more than one (1) pot (e.g., Double Your Pleasure, Parent and Offspring), you must bring **two (2) cards for each plant/pot in the collection**.
- Please use waterproof black ink (e.g., Sharpie).
- On one side of each card, clearly print your name, **best phone number**, email address, and garden club or horticultural organization (if applicable). **Note:** You may use pre-printed labels or rubber stamps if they are easy to read and the form of your name is consistent.

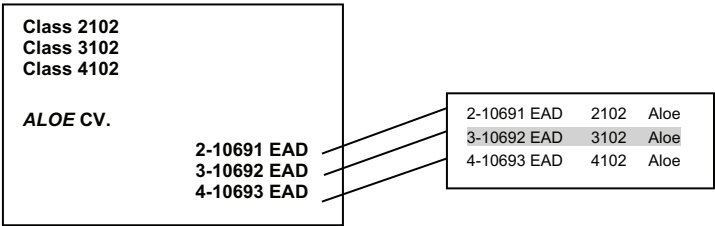


- On the other side of each card, print **the class number and botanical name in LARGE BLOCK LETTERS**. This is the card that the judges see, so legibility and accuracy of nomenclature is to your advantage. **Be sure to incorporate any nomenclature corrections—including spelling—made by the Nomenclature Committee. Please note: Corrections or verifications should not be construed as an acknowledgment that your plants are in the appropriate classes.**

You can find the PHS ID numbers in the My Entries tab of your account in FSDB (see examples below). If you do not have access to your account or cannot find the number, it will be provided when your entry is recorded at the Show. Providing it on your card in advance just facilitates the recording process.



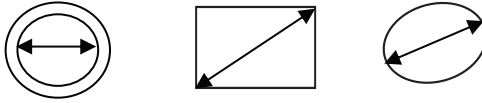
- For each **EAD** entry, prepare four (4) 4"×6" cards. Please put all three (3) class numbers at the top left of the card and all three (3) PHS ID numbers at the bottom right.
- Note: PHS ID numbers might not be in consecutive order.** Please check carefully before preparing your cards.



PLANT PREPARATION

POTS AND CONTAINERS

- **Pots must be labeled!** Write your name and cell-phone number on the bottom of each pot with a waterproof pen (e.g., Sharpie). When you purchase a new pot, label it right away.
- **Pot size** for traditional clay or plastic pots refers to the largest **inside** measurement at the top. Rectangular containers will be measured on the diagonal. Oval containers will be measured at their widest diameter.



- We recognize that obtaining pots of the exact measurements specified for a class can be challenging—you may have metric pots, or handmade pots, or pots from the past, when sizes may have been different. For that reason, we permit a $\frac{1}{2}$ " leeway in size—for example, $7\frac{1}{2}$ " and $8\frac{1}{2}$ " will be accepted for an 8" pot. For all pots under 4", a leeway of only $\frac{1}{4}$ " will be allowed. No further leeway can be given.
- **If no pot size is specified, select a pot that seems appropriate for the size of the plant.**
- Containers should be clean, unobtrusive, and compatible with the exhibit. **Keep it simple! Judges should be judging your entry, not the container.**
- **Strongly recommended**—simple unglazed, unpainted terra-cotta, brown, or black clay pots or other clay pots.
- **Acceptable** (recommended for heavy or hard-to-move plants)—terra-cotta-colored plastic pots, dark green rigid plastic pots, metal pots or tubs, wooden tubs.
- **Also acceptable for orchids and epiphytes**—natural fiber, wooden, or plastic baskets, and undecorated ceramic containers.
- Orchids may be exhibited in a clear closed container not to exceed 18" in any dimension.
- **Not acceptable**—white, brightly colored, or highly glazed ceramic pots, fiber pots, ridged containers (including black or green nursery "production pots"). **Note:** Please see a Horticulture Chair or Passing Chair for assistance with pots and top dressing for sleeving plastic pots inside a terra-cotta pot. The Passing Committee has a small supply of pots and top dressing available for this purpose.
- **If in doubt about the appropriateness or conformity of a container, please contact a member of the Horticulture Committee (see page 31) by February 1, 2026.**
- Remember: Plants will be moved during staging. All containers must be strong enough to withstand being moved. If your plant is in a delicate or particularly awkward pot, we suggest that you report it before bringing it to the Show.
- **Hanging containers** are allowed in designated classes only (see pages 56, 60). No half-baskets or ornamental hangers are allowed. Please be certain that the containers, hangers, chains, hooks, etc., are strong enough to withstand being moved during staging.
- **Top dressing** is limited to natural material in brown, black, gray, or tan (such as very small natural pebbles used for aquariums) or small wood chips/bark; no bright colors (including white) are permitted. Underplanting with additional plant material is not permitted. **Exceptions will be made at the discretion of the Horticulture Chairs for inconspicuous, naturally occurring mosses that cannot be covered.**

When top dressing your entries, remember to leave room for water to sink in. Top dressing that is mounded high, especially around dense plant crowns, makes it difficult for the Horticulture Watering Committee to water entries from above—the top dressing may wash out of the pot. In addition, some top dressings, including fine black sand, repel water added from above.

The use of fine sand as top dressing is discouraged because it easily washes away when the plant is watered.

- **Substrates:** Substrates other than soil are permitted but must be top dressed with natural material. When selecting the substrate for your exhibit, please consider that your plant will be handled by Stagers while being displayed during the Show. Your preferred substrate should not impede on a Stager's ability to move your exhibit freely as they would with a soil-based medium. Additionally, please be sure to complete a Watering Request Form if your plant requires specific care instructions (see Grooming and Watering). Examples of alternative substrates include but are not limited to Stratum, LECA clay pebbles, Pon, or other soilless options. Exception: LECA and Pon do not require top dressing.
- **Sustainability alert:** Sphagnum moss may be used in or as part of growing medium and as top dressing. (Sphagnum should consist only of "natural" sheet moss or fibers; shredded and milled sphagnum peat is not permitted.) Dyed or colored moss is **not** permitted. Spanish moss (*Tillandsia* sp.) is **not** permitted as a top dressing. It is allowable as a companion plant with other bromeliads.
- **Sustainability alert:** The use of Tree Fern bark and stem material for a mounting medium is strongly discouraged.
- Moss-lined, log, or bark **containers** will be accepted only for begonias, ferns, gesneriads, Life on a Log, and orchids. Class dimension restrictions will apply.
- Sizes for Terrariums, Wardian-Style Cases, and all other non-standard containers will refer to **outside** dimensions, excluding bases, stands, feet, etc. The measurement includes any object or material that extends beyond the base container that supports the plants in any way.
- Terrariums **must** have **clear** covers. Wardian-Style Cases must be capable of being closed.
- Glass or clear plastic containers are permitted in Bog and Carnivorous Plant classes (see page 56).
- Inconspicuous clear plastic saucers are **required** for Bog and Carnivorous Plant classes, Life on the Rocks, *Phragmipedium* classes, and non-hanging Kokedama classes. Write your name on the bottom of the saucer with a waterproof pen. If possible, write the plant name on the saucer, too.
- No aquariums are permitted in Terrarium classes.
- Overly decorative layering of soil, sand, moss, etc. in Terrariums is not permitted.
- *Episcia* bowls are permitted in Terrarium and miniature gesneriad classes.
- Unless no pot size is indicated, all bulbs must be grown and shown in pots of the size specified. However, an entire clump of bulbs may be transplanted into a clean pot of the same size for the Show.
- **"Double potting"** (also called "sleeving") is permitted. The outer container should be in proportion to the plant size and must conform to the size requirements of the class. The inner pot should not be visible; top dressing should cover the underlying pot. Please be aware that double-potting may affect the ability to water the plants, especially African violets. See information above about top dressing.
- **Staking:** If supports are needed, they should be inconspicuous (e.g., green or natural wood or bamboo stakes available at garden stores). Staking should be as unobtrusive as possible (tied with green string; stake cut no higher than the plant). **Single-stalk *Hippeastrum* are best judged without stakes, but stakes are permissible.**

GROOMING BEFORE THE SHOW

- A well-groomed plant has been properly pruned. Dead and damaged flowers and leaves should be removed. The flowers and leaves should be clean.
- Containers must be clean (no stains, streaks, crusts, chips, or other blemishes).
- Plants may be transferred from a dirty pot into a clean pot of the same size for the Show.
- Space and time for grooming at the Show is extremely limited. All major grooming should be done at home. Only last-minute tweaking is advisable at entry time.

TAKING ENTRIES TO THE SHOW

- Information about getting you and your entries into and out of the Pennsylvania Convention Center and around the Show floor will be sent in your credential packet. **Packets will be mailed the week of February 9.**
- Early morning exhibitor parking in the building will be available until 9:30 am on Monday, March 2, through Thursday, March 5. Detailed information about parking will be included in your credential packet in February.
- Dollies and carts are in short supply. We suggest that you bring your own dolly, wagon, or cart.

HELPERS

- **Important! Entering lots of plants? Need a helper to move your car while you enter?** Please bring enough helpers to assist you. Request helper credentials by Friday, February 6, at PHSjoin.formstack.com/forms/2026helper. You must provide their names and dates they will be assisting you. Requests after that date may delay mailing the helper credentials.
- **Please DO NOT request helpers by using the Notes section of FSDB, as these notes are not checked daily. Follow the directions above.**

GROOMING AT THE SHOW

- When you arrive, look for space on a table around the perimeter of the Hortcourt and do any last-minute grooming. You may groom and/or water your entries only until they have been passed.
- At the discretion of the Horticulture Committee, you may do minimal grooming of EAD plants in the bed (e.g., removal of dead or damaged flowers or leaves) that will not require removing the plant from the bench or bed.

WATERING

- **You may not water your entries after they have been passed.**
- Entries are watered early every non-entry morning by a volunteer watering crew under the direction of the Hortcourt Watering Committee. On entry days, watering cans are available upon request.
 - **Not watered** unless requested to do so via the Watering Request Form: Terrariums, cacti and other succulents, *Clivia*, *Hoya*, or any caudiciform type plants.
 - **Misted:** *Tillandsias*, Lycopodiums, hanging *Nepenthes* (tropical pitcher plant), and all other plants that cannot be watered effectively with a watering can, no matter the size. This includes miniature gardens and rock garden plants.
 - **Watered from below using a saucer:** Including but not limited to all gesneriads, including *Streptocarpus* sect. *Saintpaulia ionanthus* (*Saintpaulia*), and all high-mounded plants where the top is too domed to water effectively from above, such as many of the small bulb classes and many of the begonias.
- The Watering Committee also dusts the various types of glass terrariums and bowls.
- Carnivorous and bog-type plants are checked daily.
- If you have special requests (e.g., Do Not Water, Water Well, Extra Water), please fill out a Watering Request Form in advance from PHSjoin.formstack.com/forms/2026hort_watering or on a paper form available from the Information Booth in the center of the Hortcourt on entry days. If special water is required, you are responsible for providing enough for the Show. The water must be in jugs clearly marked with your name, accompanied by a sheet that identifies the specific plants that need it. (See additional instructions under Bog/Carnivorous Plants and Cut/Forced Branches.)
- **Please note:** When top dressing your entries, remember to leave room for water to sink in. Top dressing that is mounded high, especially around dense plant crowns, makes it difficult for the Hortcourt Watering Committee to water entries from above—the top dressing may wash out of the pot. In addition, some top dressings, including fine black sand, repel water added from above.

PASSING, RECORDING, AND STAGING

- Passers and Recorders work together to make sure that the paperwork for each entry is accurate and complete.
- Passers check to make sure that exhibits meet the specifications for the classes in which they are entered, are of Show quality in form and condition (see page 45), are properly groomed (see pages 42-43), are pest-free and disease-free, are in appropriate containers, are identified with the correct botanical name (see page 38), and have the exhibitor's name on the bottom of the pot. **Exhibitors or their representative must remain with plants until they are passed and recorded in order to correct any problems discovered.**
- **After you have groomed your plants, find a Passer and Recorder in your area to help you navigate the remaining steps of the entry process.**
- Determine the best "face forward" for each entry and mark the **back** of the container with chalk.
- Once your entries have been passed and recorded, you may not touch them again. Only Stagers and members of the Horticulture Committee may touch the plants after that point.
- After passing and recording is complete, Stagers will carefully move your entry to its class and put it in place. They make sure that the chalk mark is at the center of the back of the entry, that the side of the 4" x 6" card the judges see is visible, and that your name is not visible.
- Stagers try to ensure that plants are staged to showcase all the plants fairly.
- All EAD plants will be passed by Passers on the first entry day only. On Monday and Second Thursday, EAD plants will not be passed again.

JUDGING

- Flower Show Judges are invited by the Judges Committee and are highly qualified experts in their fields. Decisions of the judges are final.
- Panels of judges evaluate the Horticulture entries and award ribbons based on various criteria (see page 46). Horticulture Clerks accompany judging panels, record the judges' comments, and complete judging paperwork. Barrier Aides provide a perimeter around each Judge/Clerk panel, creating a safe and quiet place so that Judges can work without interruption and so the Clerks can hear to accurately record Judges' comments.
- Horticulture judging begins around noon, after the classes have been recorded, staged, and closed; it is usually completed by 3 pm. Ribbons and special awards will be attached to the PHS ID cards shortly after judging.
- **Results should be updated in exhibitors' FSDB accounts within 48 hours; go to the My Scores tab.**

AFTER THE SHOW CLOSES

- **All entries** must be removed from the Show on Sunday, March 8, **after the tear-down announcement has been made** (approximately 6:30 pm.). All plants must be removed by 8 pm. Detailed information will be made available during the Show.
- **Please note: Exhibitors between the ages of 12-16 are only allowed on the Show floor during set-up if they are under the supervision of an adult—parent, guardian, teacher, or group leader. No one under the age of 12 is allowed on the Show floor during set-up and no one under age 16 is allowed on the Show floor during tear-down. No exceptions.**
- Any leftover ribbons from Friday's and Monday's judging will be available at a table or counter situated along the path to the freight elevator. Any ribbons not picked up at that time will be mailed to exhibitors.

Each judging day, close to 2,000 plants go through the entry process in a very limited time. Your understanding and observance of these procedures helps smooth and speed this process.

HORTICULTURE CLASSES DEFINITIONS

- **Accessories:** Artificial elements such as googly eyes, ceramic frogs, or miniature tables.
- **Beginner's Luck classes:** Open only to first-time exhibitors in the Horticulture classes. The exhibitor is considered a beginner for all judging cycles of the current Show.
- **Challenge classes:** All exhibitors start with the same plants and grow them for competition. Only plants purchased from PHS are eligible to be entered.
- **Episcia bowl:** A shallow bowl with a clear plastic dome, often with a hole in the center to allow some air circulation while maintaining high humidity.
- **Enter All Days (EAD):** EAD entries may only be made in classes designated "Eligible for EAD" in the *Exhibitor's Guide*. See page 36 for important information.
- **Flowering plants** must be in bloom. **Non-flowering plants** must not be in bloom.
- **Foliage plants:** Plants exhibited primarily for foliage will be classified as such, although a few flowers or buds on non-orchid plants are acceptable. Orchids may not be in flower.
- **Formal vs. informal:** Plants pruned and/or trained, altering their natural form or shape, are considered formal. All other plants, although selectively pruned for grooming purposes, are considered informal. No trellis or framework is allowed in an informal class; a single stake is allowed.
- **Hardy:** Plants that can reliably survive outdoor winter conditions in the Greater Philadelphia region are considered hardy. Entries need not have been grown outdoors.
- **Horticult:** All Horticulture and Orchid entries are displayed in the Hamilton Horticult, located in the center of B Hall in the Philadelphia Convention Center.
- **Miniature plants** are **mature plants of miniature stature** (also known as "true miniatures"), not just young or small plants that will eventually grow into large plants. Please see additional information in the Miniature Plant section, page 61.
- **Novice Classes:** Novice classes are only open to exhibitors who have not won a blue ribbon awarded by the PHS Philadelphia Flower Show prior to 2026 within designated divisions of the Show. **If an exhibitor wins a blue ribbon in a Novice Class in 2026, the exhibitor may remain in subsequent Novice classes within that designated division through the remainder of the 2026 Show.** Designated divisions include Bulbs, General Horticulture, and Orchids.
- **Plants grown in house or office:** Plants that are grown in exhibitor's home or office, not in a greenhouse.
- **Rock garden plants:** Rock garden plants are small-scale plants that thrive in well-drained stony or sandy soil; in the wild they are typically found in the mountains or other rocky habitats.
- **Show quality:** Plants should have a vigorous, healthy appearance (including foliage, flowers or fruit) and a form characteristic of a well-grown plant. See also "What Do the Judges Look For" on page 46.
- **Terrariums:** Glass or clear plastic containers for displaying plants, **especially plants that need high humidity.** Terrariums must have **clear covers.**
- **Wardian-Style cases:** Glass enclosures employing a metal or wooden frame; they should resemble greenhouses or conservatories, should include a roof, and must be capable of being closed. **Wardian-style cases should display plants that need high humidity.**
- **Youth classes:** Open to students in 12th grade or under. See page 73 about assistance for teachers and youth-group leaders.

WHAT DO THE JUDGES LOOK FOR?

Cultural Perfection: Vigorous, healthy appearance including foliage, flowers or fruit, and form characteristic of a well-grown plant. There should be no indication of pests or disease.

Distinctiveness: Meritorious in aesthetic appeal; noteworthy in size and relationship to container.

Bloom: Quality and quantity of bloom, including freshness and substance; mass effect if appropriate to the class.

Fruit: Quality and abundance of fruit, if appropriate to the class, including color and mass effect.

Difficulty: Challenging to grow (and bring to bloom, if applicable to the class); requiring specialized growing conditions, skill, and care.

Maturity: Size of plant and foliage characteristic of a mature specimen.

Rarity: Seldom grown and exhibited by amateur horticultural enthusiasts.

New: The right-hand column indicates the point scale used to judge that class.

For example:

3/1	3/3	3/6	Class name/description	
2002	3002	4002	<i>Narcissus</i> 'Jetfire' (Div. 6, Cyclamineus). Pot: 8" or under.	B

HORTICULTURE SCALES OF POINTS FOR 2026

A	Cultural perfection 60 Distinctiveness..... <u>40</u> 100	B	Cultural perfection 45 Bloom/Fruit 45 Distinctiveness <u>10</u> 100
C	Cultural perfection 40 Bloom/Fruit 30 Distinctiveness 10 Difficulty 15 Rarity <u>5</u> 100	D	Cultural perfection 45 Bloom/Fruit 20 Distinctiveness 10 Difficulty 10 Maturity 10 Rarity <u>5</u> 100
E	Cultural perfection 55 Distinctiveness 30 Difficulty <u>15</u> 100	F	Cultural perfection 60 Distinctiveness 20 Difficulty 15 Rarity <u>5</u> 100
G	Cultural perfection 55 Distinctiveness 15 Difficulty 15 Maturity 10 Rarity <u>5</u> 100	H	Cultural perfection 40 Distinctiveness 30 Suitability and compatibility of plants 15 Difficulty 10 Rarity <u>5</u> 100
I	Cultural perfection 40 Distinctiveness 35 Difficulty 10 Maturity <u>15</u> 100		For an explanation of Orchid judging criteria, see page 64.

BULB CLASSES

These classes are judged on three days—Friday, Monday, and Second Thursday, unless otherwise noted. See the entry schedule on page 37.

Unless no pot size is indicated, all bulbs must be **grown and shown** in pots of the size specified. However, you may transplant an entire clump of bulbs into a **clean pot of the same size** for the Show. You may use bulb pans, azalea pots, or standard pots for all bulb classes.

For information about a program about forcing bulbs for the Show, see page 33.

2/27	3/2	3/5	Class name/description	
2002	3002	4002	<i>Narcissus</i> 'Barrett Browning' (Div. 3, Small Cup). Pot: 10" or under.	B
2003	3003	4003	<i>Narcissus</i> 'Bridal Crown' (Div. 4, Double). Pot: 10" or under.	B
2005	3005	4005	Beginner's Luck. <i>Narcissus</i> 'Barrett Browning' (Div. 3, Small Cup). Open only to first-time exhibitors in the Bulb classes of the PHS Philadelphia Flower Show. Pot: 10" or under.	B
2006	3006	4006	Youth Class. <i>Narcissus</i> 'Ice Follies' (Div. 2, Large Cup). Open only to students in 12th grade and under. Pot: 8" or under.	B
2007	3007	4007	Novice Class. <i>Narcissus</i> 'February Gold' (Div. 6, Cyclamineus). Open only to exhibitors who have not won a blue ribbon in the Bulb classes of the PHS Philadelphia Flower Show prior to 2026. Pot: 10" or under.	B
2010	3010	4010	Any standard <i>Narcissus</i> except 'Barrett Browning', 'Bridal Crown', 'February Gold', or 'Ice Follies'. Pot: 10" or under.	B
2015	3015	4015	<i>Narcissus</i> 'Tête Bouclé' (Div. 4, Miniature). Pot: 8" or under.	C
2016	3016	4016	Any miniature <i>Narcissus</i> (as defined by the American Daffodil Society: http://daffodilusa.org/daffodil-info/special-categories/miniature-daffodils/) other than 'Tête Bouclé'. Note: The ADS list changes annually; please check it to make sure your entry in this class is still classified as a miniature. Pot: 8" or under.	C
2020	3020	4020	Novice Class. <i>Tulipa</i> 'Flair' (Single Early). Open only to exhibitors who have not won a blue ribbon in the bulb classes of the PHS Philadelphia Flower Show prior to 2026. Pot: 10" or under.	B
2021	3021	4021	<i>Tulipa</i> 'Purple Prince' (Single Early). Pot: 10" or under.	B
2022	3022	4022	<i>Tulipa</i> 'Tom Pouce' (Triumph). Pot: 10" or under.	B
2023	3023	4023	<i>Tulipa cretica</i> 'Hilde' (Small tulip). Pot: 8" or under.	B
2024	3024	4024	Any <i>Tulipa</i> except 'Flair', 'Hilde', 'Purple Prince', or 'Tom Pouce'. Pot: 8" or under.	B
2025	3025	4025	Any <i>Tulipa</i> except 'Flair', 'Hilde', 'Purple Prince', or 'Tom Pouce'. Pot: 8"-10".	B
For <i>Hippeastrum</i> classes, only one bulb per pot is permitted. Exception: 2037, 3037, 4037 (with attached offsets).				
2030	3030	4030	<i>Hippeastrum</i> (amaryllis), any standard single-flowered bulb.	B

2/27	3/2	3/5	Class name/description	
2031	3031	4031	Youth Class. <i>Hippeastrum</i> (amaryllis), any standard single-flowered bulb. Open only to students in 12th grade or under.	B
2032	3032	4032	Novice Class. <i>Hippeastrum</i> (amaryllis). Any white, green, or yellow or combination. Open only to exhibitors who have not won a blue ribbon in the Bulb classes of the PHS Philadelphia Flower Show prior to 2026.	B
2033	3033	4033	<i>Hippeastrum</i> (amaryllis), any standard double-flowered bulb.	B
2024	3034	4034	<i>Hippeastrum</i> (amaryllis) 'Exotic Star'.	B
2035	3035	4035	<i>Hippeastrum cybister</i> (amaryllis).	B
2036	3036	4036	<i>Hippeastrum</i> (amaryllis), miniature.	B
2037	3037	4037	<i>Hippeastrum</i> (amaryllis), one bulb with attached offsets.	B
2038	3038	4038	<i>Hyacinthus orientalis</i> 'Pink Pearl'. Pot: 8" or under.	B
2039	3039	4039	Novice Class: <i>Hyacinthus orientalis</i> 'Delft Blue'. Pot: 8" or under. Open only to exhibitors who have not won a blue ribbon in the Bulb classes of the PHS Philadelphia Flower Show prior to 2026.	B
2040	3040	4040	Any <i>Hyacinthus orientalis</i> except 'Delft Blue' or 'Pink Pearl'. Pot: 10" or under.	B
2041	3041	4041	Youth Class. Any <i>Hyacinthus orientalis</i> except 'Delft Blue' or 'Pink Pearl'. Open only to students in 12th grade and under. Pot: 10" or under.	B
2042	3042	4042	<i>Crocus</i> . Pot: 6" or under.	B
2048	3048	4048	<i>Galanthus</i> . Pot: 6" or under.	B
2065	3065	4065	<i>Iris reticulata</i> 'Clairette'. Pot: 6" or under.	B
2066	3066	4066	Any <i>Iris reticulata</i> except 'Clairette'. Pot: 6" or under.	B
2067	3067	4067	<i>Muscari armeniacum</i> (species or cultivar). Pot: 6" or under.	B
2070	3070	4070	<i>Trillium</i> . May have more than one rhizome per pot.	C
Hardy: Plants that can reliably survive outdoor winter conditions in the Greater Philadelphia region are considered hardy. Entries need not have been grown outdoors. For rock garden bulbs, corms, rhizomes, and tubers, see page 55.				
2080	3080	4080	Any other hardy bulb(s), corm(s), rhizome(s), or tuber(s). Pot: 6" or under.	C
2082	3082	4082	Any other hardy bulb(s), corm(s), rhizome(s), or tuber(s). Pot: 6"-10".	C
2084	3084	4084	Any other non-hardy bulb(s), corm(s), rhizome(s), or tuber(s); no <i>Clivia</i> . Pot: 6" or under.	C
2086	3086	4086	Any other non-hardy bulb(s), corm(s), rhizome(s), or tuber(s); no <i>Clivia</i> . Pot: 6"-12".	C
In these classes <i>only</i> , entries may be assembled from bulbs grown in different pots.				
2088	3088	4088	Bulb Garden. Any combination of red, blue, and white bulbs, arranged for artistic and horticultural excellence in a pot 12" or under. A preliminary plant list must be submitted by February 6; two copies of the final corrected plant list and a diagram are required at the Show.	B
2090	3090	4090	Bulb Garden grown by a group (school, club, etc.)—Any combination of bulbs, arranged for artistic and horticultural excellence in a pot 12" or under. See instructions above.	B

GENERAL HORTICULTURE CLASSES

These classes are judged on three days—Friday, Monday, and Second Thursday, unless otherwise noted. See the entry schedule on page 37. See also the 2026 Specials (page 63).

“Eligible for EAD” designates the classes allowed to use the Enter All Days (EAD) process. Exhibitors will be required to agree to the EAD regulations in order to register any EAD entries in these classes. **Remember: These classes can also be entered in the traditional way for each entry day.** For more information, see page 36.

Please consult the PHS list of succulent plants to determine if your plants are eligible for the cactus and succulent classes of the Philadelphia Flower Show. There will be a link at PHSonline.org/the-flower-show/plant-entries. You can also consult *The Timber Press Guide to Succulent Plants of the World: A Comprehensive Reference to More than 2000 Species* (by Fred Dortort, 2011). A reference copy is available in the PHS McLean Library.

2/27	3/2	3/5	Class name/description	
2100	3100	4100	<i>Agave</i> . Pot: 6" or under. Eligible for EAD.	G
2102	3102	4102	<i>Aloe</i> . Pot: 4" or under. Eligible for EAD.	G
2104	3104	4104	<i>Aloe</i> . Pot: 4"-6". Eligible for EAD.	G
2106	3106	4106	<i>Bowiea</i> . Pot: 6" or under. Eligible for EAD.	I
2108	3108	4108	<i>Bowiea</i> . Pot: over 6". Eligible for EAD.	I
2110	3110	4110	Cactus, flowering or fruiting. Pot: 6" or under. Eligible for EAD.	D
2112	3112	4112	Cactus, flowering or fruiting. Pot: 6"-10". Eligible for EAD.	D
2114	3114	4114	Cactus, flowering or fruiting. Pot: over 10". Eligible for EAD.	D
2116	3116	4116	Cactus, non-flowering, except <i>Mammillaria</i> . Pot: 6" or under. Eligible for EAD.	G
2118	3118	4118	Cactus, non-flowering, except <i>Mammillaria</i> . Pot: 6"-10". Eligible for EAD.	G
2120	3120	4120	Cactus, non-flowering, except <i>Mammillaria</i> . Pot: over 10". Eligible for EAD.	G
2122	3122	4122	<i>Crassula</i> . Pot: 4" or under. Eligible for EAD.	G
2124	3124	4124	<i>Crassula</i> . Pot: 4"-6". Eligible for EAD.	G
2126	3126	4126	<i>Echeveria</i> . Pot: 6" or under. Eligible for EAD.	G
2130	3130	4130	Succulent <i>Euphorbia</i> ; no <i>Euphorbia cylindrifolia</i> or <i>Euphorbia milii</i> . Pot: 6" or under. Eligible for EAD.	G
2132	3132	4132	Succulent <i>Euphorbia</i> ; no <i>Euphorbia milii</i> . Pot: 6"-10". Eligible for EAD.	G
2134	3134	4134	Succulent <i>Euphorbia</i> ; no <i>Euphorbia milii</i> . Pot: over 10". Eligible for EAD.	G
2138	3138	4138	<i>Euphorbia cylindrifolia</i> . Pot: 6" or under. Eligible for EAD.	A
2142	3142	4142	<i>Euphorbia milii</i> . Pot: 6" or under. Eligible for EAD.	A
2144	3144	4144	<i>Euphorbia milii</i> . Pot: over 6". Eligible for EAD.	A
2146	3146	4146	<i>Gasteria</i> . Pot: 4" or under. Eligible for EAD.	G
2148	3148	4148	<i>Gasteria</i> . Pot: 4"-6". Eligible for EAD.	G

2/27	3/2	3/5	Class name/description	
2150	3150	4150	<i>Haworthia</i> and <i>Haworthiopsis</i> . Pot: 4" or under. Eligible for EAD.	G
2152	3152	4152	<i>Haworthia</i> and <i>Haworthiopsis</i> . Pot: 4"-6". Eligible for EAD.	G
2154	3154	4154	<i>Mammillaria</i> , non-flowering. Pot: 6" or under. Eligible for EAD.	G
2156	3156	4156	<i>Mammillaria</i> , non-flowering. Pot: 6"-10". Eligible for EAD.	G
2159	3159	4159	Any <i>Huernia</i> , <i>Orbea</i> , or <i>Stapelia</i> . Pot: 6" or under. Eligible for EAD.	C
2160	3160	4160	Succulent plant, flowering or fruiting; no <i>Agave</i> , <i>Aloe</i> , cactus, <i>Crassula</i> , <i>Echeveria</i> , <i>Euphorbia</i> , <i>Gasteria</i> , <i>Haworthia</i> , <i>Haworthiopsis</i> , <i>Huernia</i> , <i>Orbea</i> , or <i>Stapelia</i> . Pot: 6" or under. Eligible for EAD.	D
2162	3162	4162	Succulent plant, flowering or fruiting. Pot: 6"-10". Eligible for EAD.	D
2164	3164	4164	Succulent plant, flowering or fruiting. Pot: over 10". Eligible for EAD.	D
2166	3166	4166	Succulent plant, non-flowering; no <i>Agave</i> , <i>Aloe</i> , cactus, <i>Crassula</i> , <i>Echeveria</i> , <i>Euphorbia</i> , <i>Gasteria</i> , <i>Haworthia</i> , <i>Haworthiopsis</i> , <i>Huernia</i> , <i>Orbea</i> , or <i>Stapelia</i> . Pot: 6" or under. Eligible for EAD.	G
2168	3168	4168	Succulent plant, non-flowering. Pot: 6"-10". Eligible for EAD.	G
2169	3169	4169	Succulent plant, non-flowering. Pot: over 10". Eligible for EAD.	G
2170	3170	4170	Youth Class. Cactus or other succulent plant. Pot: 6" or under. Open only to exhibitors in 12th grade or under. Eligible for EAD. See notes about Youth entries on page 73.	A
2171	3171	4171	Novice Class. Cactus or other succulent plant. Pot: 6" or under. Open only to exhibitors who have not won a blue ribbon in the Horticulture classes of the PHS Philadelphia Flower Show (except Bulbs or Orchids) prior to 2026. Eligible for EAD.	A
2172	3172	4172	Succulent plant native to Africa, including Madagascar. Pot: 8" or under. Eligible for EAD.	F
2173	3173	4173	New class definition! Cactus or other succulent grown in a teacup less than 4" in diameter. Saucers are optional. Eligible for EAD.	A
2174	3174	4174	Bigeneric hybrid succulent plant. Pot: 6" or under. Eligible for EAD.	G
2175	3175	4175	Pubescent (woolly or hairy) <i>Mammillaria</i> . Pot: 8" or under. Eligible for EAD.	G
2176	3176	4176	Pubescent (woolly or hairy) cactus or other succulent plant except <i>Mammillaria</i> . Pot: 6" or under. Eligible for EAD.	G
2178	3178	4178	<i>Sansevieria</i> (syn. <i>Dracaena</i>). Pot: 8" or under. Eligible for EAD.	G
2179	3179	4179	New class! <i>Sansevieria</i> (syn. <i>Dracaena</i>). Pot: 8"-10". Eligible for EAD.	G
For more succulent classes, check out the 2026 Specials (page 63).				

2/27	3/2	3/5	Class name/description	
2180	3180	4180	New class definition! Aroid; no <i>Alocasia</i> , <i>Amorphophallus</i> , <i>Caladium</i> , <i>Colocasia</i> , <i>Monstera</i> , <i>Philodendron</i> , <i>Thaumatococcus</i> , or <i>Xanthosoma</i> (see those classes below). Eligible for EAD.	F
2181	3181	4181	Elephant Ears (e.g., <i>Alocasia</i> , <i>Caladium</i> , <i>Colocasia</i> , <i>Xanthosoma</i>). Pot: 6"-10". Eligible for EAD.	B
2182	3182	4182	Elephant Ears (e.g., <i>Alocasia</i> , <i>Caladium</i> , <i>Colocasia</i> , <i>Xanthosoma</i>). Pot: over 10". Eligible for EAD.	B
2183	3183	4183	<i>Amorphophallus konjac</i> . <i>Konjac</i> will be accepted only in this class. Up to three entries per exhibitor are permitted for this class. Eligible for EAD.	B
2185	3185	4185	Any other <i>Amorphophallus</i> . Up to three entries of the same species are permitted for this class. Eligible for EAD.	C
2190	3190	4190	New! <i>Begonia</i> , flowering or foliage. Pot: 4" or under. Eligible for EAD.	F
2191	3191	4191	Any species <i>Begonia</i> (no hybrids or cultivars), flowering or foliage. Pot: 6"-10". Eligible for EAD.	F
2192	3192	4192	New class definition! Any species <i>Begonia</i> , informal flowering or foliage. Pot: 6" or under. Eligible for EAD.	B
2194	3194	4194	<i>Begonia</i> , informal flowering, no rhizomatous, cane, or shrub. Pot: over 6". Eligible for EAD.	B
2196	3196	4196	<i>Begonia</i> , rhizomatous, informal flowering. Pot: 6"-10". Eligible for EAD.	B
2198	3198	4198	<i>Begonia</i> , rhizomatous, informal flowering. Pot: over 10". Eligible for EAD.	B
2200	3200	4200	<i>Begonia</i> , cane, informal flowering. Pot: 6" or over. Eligible for EAD.	B
2202	3202	4202	<i>Begonia</i> , informal foliage, no rhizomatous, cane, or shrub. Pot: over 6". Eligible for EAD.	F
2204	3204	4204	<i>Begonia</i> , rhizomatous, informal foliage. Pot: 6"-10". Eligible for EAD.	F
2206	3206	4206	<i>Begonia</i> , rhizomatous, informal foliage. Pot: over 10". Eligible for EAD.	F
2208	3208	4208	<i>Begonia</i> , cane, informal foliage. Pot: 6"-10". Eligible for EAD.	F
2210	3210	4210	<i>Begonia</i> , cane, informal foliage. Pot: over 10". Eligible for EAD.	F
2216	3216	4216	<i>Begonia</i> , shrub, Pot: 6"-10". Eligible for EAD.	F
2218	3218	4218	<i>Begonia</i> , shrub. Pot: over 10". Eligible for EAD.	F
For more <i>Begonia</i> classes, check out the 2026 Specials (page 63).				
2219	3219	4219	<i>Bromeliaceae</i> grown in a container, flowering or fruiting; no <i>Tillandsia</i> . Eligible for EAD.	C
2220	3220	4220	<i>Tillandsia</i> grown as an epiphyte, flowering or fruiting. Eligible for EAD.	C
2221	3221	4221	<i>Bromeliaceae</i> grown in a container, non-flowering; no <i>Tillandsia</i> . Eligible for EAD.	F
2222	3222	4222	<i>Tillandsia</i> grown as an epiphyte, non-flowering. Eligible for EAD.	F

2/27	3/2	3/5	Class name/description	
For <i>Clivia</i> classes, up to three entries of the same species are permitted in each class.				
2223	3223	4223	New pot size! <i>Clivia</i> , solid green foliage. Pot: 10" or under. Eligible for EAD.	A
2224	3224	4224	<i>Clivia</i> , variegated foliage. Pot: 8" or under. Eligible for EAD.	A
2226	3226	4226	<i>Clivia</i> , flowering. Pot: 8" or under. Eligible for EAD.	B
2228	3228	4228	<i>Clivia</i> , flowering. Pot: 8"-10". Eligible for EAD.	B
2229	3229	4229	<i>Clivia</i> , flowering. Pot: over 10". Eligible for EAD.	B
2230	3230	4230	Fern (pteridophyte). Pot: 6" or under. No hanging baskets. Eligible for EAD.	F
2232	3232	4232	Fern (pteridophyte). Pot: 6"-10". No hanging baskets. Eligible for EAD.	F
2234	3234	4234	<i>Hedera</i> , informal. Pot: 6" or under. Eligible for EAD.	A
2235	3235	4235	<i>Hedera</i> , informal. Pot: 6"-10". Eligible for EAD.	A
2236	3236	4236	<i>Hedera</i> , informal. Pot: over 10". Eligible for EAD.	A
2238	3238	4238	<i>Hedera</i> , formal. Pot: 6" or under. Eligible for EAD.	A
2240	3240	4240	<i>Hedera</i> , formal. Pot: over 6". Eligible for EAD.	A
2241	3241	4241	Vine, trained; no ivy. Eligible for EAD.	G
2242	3242	4242	New class description! <i>Hoya</i> , informal. Pot: 6"-10". Eligible for EAD.	F
2243	3243	4243	New! <i>Hoya</i> , formal. Pot: 6"-10". Eligible for EAD.	F
2244	3244	4244	Lycopods, <i>Equisetum</i> , or <i>Psilotum</i> . Pot: 10" or under. No hanging baskets. Eligible for EAD.	F
For <i>Monstera</i> , <i>Philodendron</i> , and <i>Thaumatococcus</i> , unobtrusive natural-looking supports are permitted. Metal and plastic supports are discouraged.				
2246	3246	4246	<i>Monstera</i> . Pot: 6"-10". Eligible for EAD.	F
2247	3247	4247	<i>Monstera</i> . Pot: over 10". Eligible for EAD.	F
2248	3248	4248	<i>Philodendron</i> and <i>Thaumatococcus</i> . Pot: 6" or under. Eligible for EAD.	F
2250	3250	4250	<i>Philodendron</i> and <i>Thaumatococcus</i> . Pot: 6"-10". Eligible for EAD.	F
2251	3251	4251	<i>Philodendron</i> and <i>Thaumatococcus</i> . Pot: over 10". Eligible for EAD.	F
Moss-lined containers are acceptable for gesneriads (classes _252-_259).				
2252	3252	4252	<i>Streptocarpus</i> sect. <i>Saintpaulia ionanthus</i> (formerly <i>Saintpaulia</i> [African Violets]). Eligible for EAD.	B
2253	3253	4253	<i>Primulina</i> . Pot: 6" or under. Eligible for EAD.	C
2254	3254	4254	<i>Sinningia</i> . Pot: 6" or under. Eligible for EAD.	C
2255	3255	4255	<i>Sinningia</i> . Pot: 6"-10". Eligible for EAD.	C
2256	3256	4256	<i>Streptocarpus</i> . Pot: 10" or under. Eligible for EAD.	C
2257	3257	4257	Gesneriad, flowering, other than <i>Primulina</i> , <i>Streptocarpus</i> sect. <i>Saintpaulia ionanthus</i> (<i>Saintpaulia</i>), <i>Sinningia</i> , or <i>Streptocarpus</i> . Pot: 6" or under. Eligible for EAD.	C

2/27	3/2	3/5	Class name/description	
2258	3258	4258	Gesneriad, non-flowering, other than <i>Primulina</i> , <i>Streptocarpus</i> sect. <i>Saintpaulia ionanthus</i> (<i>Saintpaulia</i>), <i>Sinningia</i> , or <i>Streptocarpus</i> . Pot: 6" or under. Eligible for EAD.	F
2259	3259	4259	Gesneriad, other than <i>Primulina</i> , <i>Streptocarpus</i> sect. <i>Saintpaulia ionanthus</i> (<i>Saintpaulia</i>), <i>Sinningia</i> , or <i>Streptocarpus</i> . Pot: over 6". Eligible for EAD.	F
2262	3262	4262	<i>Selaginella</i> . Pot: 6" or under. Eligible for EAD. Note: When grown in pots, these need to be covered with a clear glass dome in order to keep them hydrated for the duration of the Show.	F
2268	3268	4268	Caudiciform plant. Pot: 8" or under. Eligible for EAD.	G
2270	3270	4270	Flowering or fruiting plant grown in house or office ; no cactus, other succulent plant, <i>Clivia</i> , or bulb. Pot: 6" or under. Eligible for EAD.	C
2272	3272	4272	Novice Class. Flowering or fruiting plant; no cactus, other succulent plant, <i>Clivia</i> , or bulb. Pot: 4"-8". Eligible for EAD. Open only to exhibitors who have not won a blue ribbon in the Horticulture classes of the PHS Philadelphia Flower Show (except Bulbs or Orchids) prior to 2026.	B
2274	3274	4274	Informal flowering or fruiting plant; no cactus, other succulent plant, <i>Begonia</i> , or <i>Clivia</i> . Pot: 6" or under. Eligible for EAD.	C
2276	3276	4276	Informal flowering or fruiting plant; no cactus, other succulent plant, <i>Begonia</i> , or <i>Clivia</i> . Pot: 6"-10". Eligible for EAD.	C
2278	3278	4278	Informal flowering or fruiting plant; no cactus, other succulent plant, <i>Begonia</i> , or <i>Clivia</i> . Pot: over 10". Eligible for EAD.	C
2280	3280	4280	Formal flowering or fruiting plant. Pot: 6" or under. Eligible for EAD.	C
2284	3284	4284	Formal flowering or fruiting plant. Pot: 6"-10". Eligible for EAD.	C
2286	3286	4286	Formal flowering or fruiting plant. Pot: over 10". Eligible for EAD.	C
2288	3288	4288	Foliage plant grown in house or office ; no cactus, other succulent plant, <i>Clivia</i> , or bulb. Pot: 4" or under. Eligible for EAD.	E
2290	3290	4290	Foliage plant grown in house or office ; no cactus, other succulent plant, <i>Clivia</i> , or bulb. Pot: 4"-6". Eligible for EAD.	E
2292	3292	4292	Novice Class: Foliage plant; no cactus, other succulent plant, <i>Clivia</i> , or bulb. Pot: 4"-8". Open only to exhibitors who have not won a blue ribbon in the Horticulture classes of the PHS Philadelphia Flower Show (except Bulbs or Orchids) prior to 2026. Eligible for EAD.	E
2293	3293	4293	Youth Class. Foliage plant; no cactus, other succulent plant, <i>Clivia</i> , or bulb. Pot: 4"-8". Open only to exhibitors in 12th grade or under. Eligible for EAD. See notes about Youth entries on page 73.	E

2/27	3/2	3/5	Class name/description	
2294	3294	4294	Informal foliage plant; no cactus, other succulent plant, <i>Begonia</i> , or <i>Clivia</i> . Pot: 6" or under. Eligible for EAD.	E
2296	3296	4296	Informal foliage plant; no cactus, other succulent plant, <i>Begonia</i> , or <i>Clivia</i> . Pot: 6"-10". Eligible for EAD.	E
2298	3298	4298	Informal foliage plant; no cactus, other succulent plant, <i>Begonia</i> , or <i>Clivia</i> . Pot: over 10". Eligible for EAD.	E
2299	3299	4299	Pubescent (woolly or hairy) foliage plant; no cactus or other succulent plant. Pot: 6" or under. Eligible for EAD.	E
2300	3300	4300	Formal foliage plant. Pot: 4" or under. Eligible for EAD.	E
2302	3302	4302	Formal foliage plant. Pot: 4"-6". Eligible for EAD.	E
2304	3304	4304	Formal foliage plant. Pot: 6"-10". Eligible for EAD.	E
2306	3306	4306	Formal foliage plant. Pot: over 10". Eligible for EAD.	E
2308	3308	4308	Topiary, single-stemmed. Only one plant per pot permitted. Eligible for EAD.	E
2309	3309	4309	Trained multi-stem formal plant. More than one plant of the same species or cultivar per pot permitted. Up to three entries of the same species or cultivar permitted in this class. Eligible for EAD.	A
2310	3310	4310	<i>Helleborus</i> , in bloom. Only one plant per pot permitted. Eligible for EAD.	C
2312	3312	4312	Any <i>Citrus</i> species, variety, or cultivar in flower or fruit, including <i>Clymenia</i> , <i>Oxanthera</i> , and <i>Poncirus</i> . Pot over 10". Only one plant per pot permitted. Eligible for EAD.	D
2314	3314	4314	<i>Camellia</i> . Pot: 12" or under. Only one plant per pot permitted. Eligible for EAD.	B
2316	3316	4316	Hardy flowering shrub. Pot: over 10". Only one plant per pot permitted. Eligible for EAD.	C
2317	3317	4317	Dwarf woody shrub, flowering or fruiting; no conifers. Pot: 10" or under. Eligible for EAD.	D
2318	3318	4318	Dwarf woody shrub, non-flowering, non-fruiting; no conifers. Pot: 10" or under. Eligible for EAD.	G
2319	3319	4319	<i>Chamaecyparis</i> , dwarf; plant must be a natural dwarf (grows less than 6" per year). Pot: 10" or under. Only one plant per pot permitted. Eligible for EAD.	G
2320	3320	4320	<i>Chamaecyparis</i> , miniature (grows less than 2" per year). Pot: 10" or under. Only one plant per pot permitted. Eligible for EAD.	G
2322	3322	4322	Dwarf conifer, other than <i>Chamaecyparis</i> . Must be a natural dwarf (grows less than 6" per year). Pot: 10" or under. Only one plant per pot permitted. Eligible for EAD.	G
2324	3324	4324	Miniature conifer, other than <i>Chamaecyparis</i> (grows less than 2" per year). Pot: 10" or under. Only one plant per pot permitted. Eligible for EAD.	G
2326	3326	4326	Informal woody plant, 5' and over (measured from the bottom of the pot). Eligible for EAD.	F
Be sure to check the 2026 Specials for more entry options (page 63).				

HERBS AND PELARGONIUMS

2/27	3/2	3/5	Class name/description	
2330	3330	4330	Herb, informal. Pot: 6" or under. Only one plant per pot permitted. Eligible for EAD.	E
2332	3332	4332	Herb, informal. Pot: over 6". Only one plant per pot permitted. Eligible for EAD.	E
2334	3334	4334	Herb, formal. Pot: 4"-8". Only one plant per pot permitted. Eligible for EAD.	E
2336	3336	4336	Herb, formal. Pot: over 8". Only one plant per pot permitted. Eligible for EAD.	E
2338	3338	4338	Medicinal herb; no cactus or other succulent plant. Pot: 8" or under. New! No description of medicinal use is required. Eligible for EAD.	E
2339	3339	4339	Medicinal cactus or succulent herb. Pot: 8" or under. New! No description of medicinal use is required. Eligible for EAD.	E
2342	3342	4342	<i>Pelargonium</i> , flowering. Pot: 6" or under. Eligible for EAD.	B
2344	3344	4344	<i>Pelargonium</i> , formal. Pot: 6" or under. Eligible for EAD.	E
2346	3346	4346	<i>Pelargonium</i> , non-flowering. Pot: 6" or under. Eligible for EAD.	E
2349	3349	4349	<i>Pelargonium</i> , flowering or non-flowering. Pot: 6"-10". Eligible for EAD.	E

ROCK GARDEN PLANTS

Rock garden plants are small-scale plants that thrive in well-drained stony or sandy soil; in the wild they are typically found in the mountains or other rocky habitats.				
2350	3350	4350	<i>Primula</i> , hardy. Pot: 3" or under. Eligible for EAD.	C
2351	3351	4351	<i>Primula</i> , hardy. Pot: 4"-6". Eligible for EAD.	C
2353	3353	4353	<i>Epimedium</i> . Pot: 6" or under. Eligible for EAD.	C
2354	3354	4354	Rock garden plant in bloom, no corm(s), rhizome(s), or tuber(s); no cactus or other succulent plant. Pot: 6" or under. Eligible for EAD.	C
2362	3362	4362	Rock garden bulb(s) in bloom. Pot: 6" or under. Eligible for EAD.	C
2364	3364	4364	Rock garden corm(s), rhizome(s), or tuber(s) in bloom; no cactus or other succulent plant. Pot: 6" or under. Eligible for EAD.	C
2368	3368	4368	Rock garden plant, non-flowering, no cactus or other succulent plant, no conifers. Pot: 6" or under. Eligible for EAD.	F
2374	3374	4374	Herbaceous (non-woody) natural-cushion rock garden plant, foliage or flowering. Eligible for EAD.	B
2376	3376	4376	Rock garden cactus or other succulent plant, except <i>Sedum</i> or <i>Sempervivum</i> . Pot: 6" or under. Eligible for EAD.	G
2380	3380	4380	Rock garden <i>Sedum</i> or <i>Sempervivum</i> . Pot: 6" or under. Eligible for EAD.	G

BOG AND CARNIVOROUS PLANTS

If distilled or reverse osmosis water is required, exhibitors are responsible for providing enough water for the Show. The water must be in jugs clearly marked with your name, accompanied by a sheet that identifies the specific plants that need it.				
2/27	3/2	3/5	Class name/description	
2390	3390	4390	<i>Pinguicula</i> (Butterworts), flowering or non-flowering. Pot: 2"-6" . Inconspicuous clear plastic saucers are required in this class and must be provided by the exhibitor. Eligible for EAD.	F
2391	3391	4391	<i>Pinguicula</i> (Butterworts), flowering or non-flowering. Pot: 6"-10". Inconspicuous clear plastic saucers are required in this class and must be provided by the exhibitor. Eligible for EAD.	F
2392	3392	4392	New class description! <i>Nepenthes</i> , flowering or non-flowering. No pot size limit. Eligible for EAD.	F
2393	3393	4393	Bog plant other than <i>Nepenthes</i> or <i>Pinguicula</i> . Pot: 6" or under. Eligible for EAD.	F
2395	3395	4395	Bog plant other than <i>Nepenthes</i> or <i>Pinguicula</i> . Pot: over 6". Eligible for EAD.	F
2396	3396	4396	Any insectivorous plant, flowering or non-flowering, except <i>Nepenthes</i> or <i>Pinguicula</i> . Pot: 8" or under. Eligible for EAD.	F

KOKEDAMA

<ul style="list-style-type: none"> Kokedama is a centuries-old Japanese art form in which plant roots are wrapped in a ball of soil that is covered with moss. For all Kokedama entries, the plant should not exceed 12" in width and 24" height. The diameter of the moss ball should not exceed 7". All Hanging Kokedama must include an unobtrusive way to hang it (e.g., fishing line). Accessories are not permitted. Plants do not have to be in the exhibitor's possession by December 1, 2025. For information about a make-it-yourself Kokedama workshop on Saturday, October 18, see page 33. 				
2398	3398	4398	Kokedama. One plant with roots wrapped in soil and covered by moss. A simple unobtrusive saucer is required. Eligible for EAD.	H
2526	3526	4526	Hanging Kokedama. One plant with roots wrapped in soil and covered by moss. Eligible for EAD.	H
5230	6230	7230	New! Orchid Kokedama. One plant, with roots wrapped in soil and covered by moss. A simple unobtrusive saucer is required. Eligible for EAD.	H

RESOURCES FOR EXHIBITORS

You can find links to YouTube videos about how to enter the Show and the judging process at <https://pennhort.libguides.com/FlowerShowHorticourtExhibitorResources>

The Flower Show website (phsonline.org/the-flower-show/participate/exhibit/plant-entries) will also contain new information as it becomes available. We suggest that you check it periodically for updates.

GARDENS IN CONTAINERS; PLANTS ON STUFFED FORMS

- Exhibitors entering a class that permits two (2) or more different plants per entry (e.g., bulb garden, miniature rock garden, terrarium, stuffed form) **must submit a preliminary plant list**—online via the FSDB entry, by email to fsdb@pennhort.org, or with a paper entry form **by February 6**). The earlier this list is submitted, the sooner it can be checked by the Nomenclature Committee. On the **preliminary list**, it is advisable to include all the plants that might be entered, even if they do not eventually make it to the Show. People entering via FSDB should check the entry list prior to the Show to see if proposed names (in red, followed by an asterisk) have been corrected. If the entry is on a paper form, a corrected plant list will be sent in the February packet. **Please be sure that the final list at the Show has the correct names.**
- At the Show, exhibitors must provide two (2) copies of a final, corrected, legible, numbered plant list in waterproof ink on a 4" x 6" index card along with the 4"x6" cards required for each entry. **A diagram of the entry no larger than 8½" x 11", with the plants numbered to correspond to the final corrected plant list, is also required. Please add the class numbers and PHS ID numbers to the diagrams and lists to ensure that they stay with the EAD entries for all judging days. Note: Entries without the list and diagram will not be judged.**

2/27	3/2	3/5	Class name/description	
2400	3400	4400	Life on the Rocks: One or more plants of one species, variety, or cultivar, grown on, in, or through a natural (or natural-appearing) rock. Inconspicuous clear plastic saucers are required in this class and must be provided by the exhibitor. Entry should not exceed 18" in any dimension. <i>Eligible for EAD.</i>	F
2403	3403	4403	Life with a Log. One or more plants of one species, variety, or cultivar, grown on or around a wooden log, not to exceed 18" in length. Inconspicuous clear plastic saucers are required in this class and must be provided by the exhibitor. Tillandsias are acceptable in this class. <i>Eligible for EAD.</i>	F
2404	3404	4404	Living Wall. A minimum of three different species, varieties, or cultivars suitable for a living wall or vertical garden. To be grown in a frame not to exceed outside dimensions of 18" x 18"; no more than 4" deep. No accessories, including background artwork, are permitted. Frames must be capable of being displayed vertically without plants falling out. <i>Eligible for EAD.</i>	H
2405	3405	4405	A miniature rock garden containing a minimum of three different species, varieties, or cultivars of flowering rock garden plants, in a container not to exceed 24" in any dimension, including diagonal. No artificial accessories are permitted. No terrariums, no covers. Rarity of plant material and difficulty in growing will be considered in judging. All plants must be rooted. <i>Eligible for EAD.</i>	C

2/27	3/2	3/5	Class name/description	
2406	3406	4406	A miniature rock garden containing a minimum of three different species, varieties, or cultivars of non-flowering rock garden plants, in a container not to exceed 24" in any dimension, including diagonal. No flowers permitted in this class. No artificial accessories are permitted. No terrariums, no covers. Rarity of plant material and difficulty in growing will be considered in judging. All plants must be rooted. Eligible for EAD.	F
2408	3408	4408	A miniature garden or landscape design. A planting of a minimum of three different species, varieties, or cultivars in a shallow open container not to exceed 24" in any dimension, including diagonal. The plant material must be culturally compatible and in scale. Accessories are permitted. No food items are permitted. No terrariums, no covers. All plants must be rooted. Eligible for EAD.	H
2410	3410	4410	Novice Class. A miniature garden or landscape design. See 2408 for class description. Open only to exhibitors who have not won a blue ribbon in the Horticulture classes of the PHS Philadelphia Flower Show (except Bulbs or Orchids) prior to 2026. Eligible for EAD.	H
2412	3412	4412	A container garden—a planting of a minimum of three different species, varieties, or cultivars in an open container not to exceed 18" in any dimension, including diagonal. Plants need not be hardy. No artificial accessories are permitted. No terrariums, no covers. All plants must be rooted. Eligible for EAD.	A
2414	3414	4414	New Novice Class! A container garden. See 2412 for class description. Open only to exhibitors who have not won a blue ribbon in the Horticulture classes of the PHS Philadelphia Flower Show (except Bulbs or Orchids) prior to 2026. Eligible for EAD.	A

NEVER USE A PHS ID MORE THAN ONCE!

- Each PHS ID number (5 digits plus prefix indicating day) is a unique number that identifies a particular **entry** on a particular **day**. Think of it like a Social Security number.
- Award points and entry points for a plant on a specific judging day are attached to that PHS ID. If you try to re-use that ID for a different day or different plant, you might lose award and entry points. (See more about entry and award points on page 66.)
- Re-using PHS IDs also creates confusion when entries are being judged, because there is probably already an existing, correct pre-entry PHS ID for that plant on the new day. Sorting out what "really" should be the ID takes a lot of volunteer time and labor.

TERRARIUMS AND WARDIAN-STYLE CASES

- Instructions for plant lists (page 38) apply to Terrariums and Wardian-Style cases.
- Terrariums and Wardian-style cases are for plants that need high humidity. (See Terrarium definition on page 45.)
- **Terrariums must have clear covers.**
- Wardian-Style Cases must be capable of being closed.
- No aquariums.
- Artificial accessories are not permitted.
- Wardian-style cases are not permitted in Terrarium classes.
- Small orchids (flowering or foliage) will be permitted in the Terrarium and Wardian-Style classes but plants other than orchids must predominate. See also Orchid Terrarium, page 66.

2/27	3/2	3/5	Class name/description	
2420	3420	4420	Terrarium. One <i>Begonia plant</i> , any species or variety, in a container not to exceed 10" in any dimension, including diagonal or diameter. Eligible for EAD.	F
2422	3422	4422	Terrarium. One <i>Begonia plant</i> , any species or variety, in a container over 10" in any dimension, including diagonal or diameter. Eligible for EAD.	F
2424	3424	4424	Terrarium. One plant, in a container not to exceed 8" in any dimension, including diagonal or diameter; no <i>Begonia</i> . Eligible for EAD.	F
2426	3426	4426	Terrarium. One plant, in a container not to exceed 10" in any dimension, including diagonal or diameter; no <i>Begonia</i> . Eligible for EAD.	F
2427	3427	4427	Terrarium. One plant, in a container over 10" in any dimension, including diagonal or diameter; no <i>Begonia</i> . Eligible for EAD.	H
2428	3428	4428	Terrarium. Multiples of the same plant, in a container not to exceed 10" in any dimension, including diagonal or diameter. Eligible for EAD.	F
2432	3432	4432	Terrarium. Multiples of the same plant, in a container over 10" in any dimension, including diagonal or diameter. Eligible for EAD.	H
2434	3434	4434	Terrarium. Multiple varieties or cultivars of one species, in a container not to exceed 10" in any dimension, including diagonal or diameter. Eligible for EAD.	H
2436	3436	4436	Terrarium. A minimum of three different species, varieties, or cultivars, in a container not to exceed 10" in any dimension, including diagonal or diameter. Eligible for EAD.	H
2438	3438	4438	Terrarium. A minimum of three different species, varieties, or cultivars, in a container 10" or over in any dimension, including diagonal or diameter. Eligible for EAD.	H

2/27	3/2	3/5	Class name/description	
2440	3440	4440	Wardian-Style Case. A minimum of five different species, varieties, or cultivars, in a container with a diagonal measurement under 16". Only one entry per day per exhibitor. Eligible for EAD.	H
2442	3442	4442	Wardian-Style Case. A minimum of five different species, varieties, or cultivars, in a container with a diagonal measurement 16" and over. No artificial accessories are permitted. Only one entry per day per exhibitor. Eligible for EAD.	H
2444	3444	4444	Plant(s) grown on a stuffed form; more than one species, variety, or cultivar permitted. Any non-plant component must be pre-approved by the Horticulture Committee Chair by February 1, 2026. Any re-grooming must be done with rooted cuttings. No animals allowed; for animal stuffed forms, see next class. Eligible for EAD.	E
2446	3446	4446	Animal Kingdom. Plant(s) grown on an animal-shaped stuffed form, more than one species, varieties, or cultivars permitted. No accessories are permitted. Any re-grooming must be done with rooted cuttings. Eligible for EAD.	E

HANGING CONTAINERS

<ul style="list-style-type: none"> Remember: Hanging baskets are accepted in these classes only. Exception—Hanging Kokedama (see page 56). One species, variety, or cultivar per container. For hanging Kokedama, see page 56. 				
2500	3500	4500	Flowering or fruiting plant(s). Container: 6" or under. Eligible for EAD.	C
2502	3502	4502	Flowering or fruiting plant(s). Container: 6"-12". Eligible for EAD.	C
2504	3504	4504	Flowering or fruiting plant(s). Container: over 12". Eligible for EAD.	C
2510	3510	4510	Foliage plant(s); no ferns (pteridophyte). Container: 6" or under. Eligible for EAD.	F
2512	3512	4512	Foliage plant(s); no ferns (pteridophyte). Container: 6"-12". Eligible for EAD.	F
2514	3514	4514	Foliage plant(s); no ferns (pteridophyte). Container: over 12". Eligible for EAD.	F
2516	3516	4516	Novice Class: Hanging plant. Container: 12" or under. Open only to exhibitors who have not won a blue ribbon in the Horticulture classes of the PHS Philadelphia Flower Show (except Bulbs or Orchids) prior to 2026. Eligible for EAD.	E
2518	3518	4518	Specimen fern (pteridophyte). Container: 6" or under. Eligible for EAD.	F
2520	3520	4520	Specimen fern (pteridophyte). Container: 6"-12". Eligible for EAD.	F
2522	3522	4522	Specimen fern (pteridophyte). Container: over 12". Eligible for EAD.	F
2524	3524	4524	Epiphytic plant(s); no <i>Tillandsia</i> , no orchids. For <i>Tillandsia</i> , see 2220, 3220, 4220, 2222, 3222, 4222, and 2403, 3403, 4403. Eligible for EAD.	F

MINIATURE PLANTS

<ul style="list-style-type: none"> These classes are for miniature mature plants of small stature (also known as “true miniatures”), not young or small plants that will eventually grow into large plants. For pot sizes in these classes, a leeway of only ¼" will be allowed. No further leeway can be given. Only 1 plant per pot is permitted in these classes. No “pups” are allowed. Proper nomenclature is key for determining if a plant is a miniature. All plants in these classes must be identified by their species and/or cultivar; no “sp.” entries allowed. 				
2/27	3/2	3/5		
2530	3530	4530	Miniature flowering or fruiting plant; no cactus or other succulent plant. Pot: 3" or under. Eligible for EAD.	D
2532	3532	4532	Miniature flowering or fruiting cactus; no other succulent plant. Pot: 3" or under. Eligible for EAD.	D
2534	3534	4534	Miniature flowering or fruiting succulent plant; no cactus. Pot: 3" or under. Eligible for EAD.	D
2536	3536	4536	Miniature foliage plant; no cactus or other succulent plant. Pot: 3" or under. Eligible for EAD.	G
2540	3540	4540	Miniature non-flowering cactus; no other succulent plant. Pot: 3" or under. Eligible for EAD.	G
2542	3542	4542	Miniature non-flowering succulent plant; no cactus. Pot: 3" or under. Eligible for EAD.	G
2546	3546	4546	Miniature gesneriad. Pot: 3" or under. A clear, contained environment not to exceed 5" in any dimension is permitted in this class. Eligible for EAD.	G

GRAND OLD PLANTS

<ul style="list-style-type: none"> Grand Old Plant classes are “par” classes, in which entries are judged individually against perfection rather than against each other. To determine what award an entry should receive, a scale of points from 1 to 100 is used: 90-100=First (blue ribbon); 85-89=Second (red ribbon); 80-84=Third (yellow ribbon). There may be more than one blue ribbon in a par class. Honorable mentions are not awarded in par classes. All exhibits in these classes must be pre-registered. Exhibitors may make up to three entries per day per class, but they must be of different species, varieties, or cultivars. Permitted: More than one plant of the same species, variety, or cultivar per container. Bulbs may be entered in these classes. The age of the plant must be stated on both 4" x 6" cards. 				
2/27	3/2	3/5	Class name/description	
2550	3550	4550	Flowering or fruiting plants, 5-10 years old; no succulent plants. Eligible for EAD.	D
2552	3552	4552	Foliage plants, 5-10 years old; no succulent plants. Eligible for EAD.	G
2554	3554	4554	Flowering or fruiting plants, 10-20 years old; no succulent plants. Eligible for EAD.	D
2556	3556	4556	Foliage plants, 10-20 years old; no succulent plants. Eligible for EAD.	G
2558	3558	4558	Succulent plants, 10-20 years old. Eligible for EAD.	G
2560	3560	4560	Flowering or fruiting plants, over 20 years old; no succulent plants. Eligible for EAD.	D
2562	3562	4562	Foliage plants, over 20 years old; no succulent plants. Eligible for EAD.	G
2564	3564	4564	Succulent plants over 20 years old. Eligible for EAD.	G

BEGINNER'S LUCK

2/27	3/2	3/5	Class name/description	
2570	3570	4570	Informal flowering plant (no bulbs). Pot: 4"-8". Open only to first-time exhibitors in the Horticulture classes. Eligible for EAD.	C
2572	3572	4572	Informal foliage plant (no bulbs). Pot: 4"-8". Open only to first-time exhibitors in the Horticulture classes. Eligible for EAD.	A

CURB APPEAL COLLECTION

2610	3610	4610	A collection of three (3) or more specimens of annual plants suitable for display on a front stoop, front porch, etc., in one container. Two (2) or more varieties are required. A plant list is required (see page 38). Eligible for EAD.	H
------	------	------	--	---

CHALLENGE CLASSES

In these classes, all exhibitors start with the same plants and grow them for competition. **Only plants purchased from PHS** are eligible to be entered in these classes. Plants (\$12 each for PHS members, \$14 each for non-members; includes \$3 processing fee) must be paid for in advance at phsonline.org/the-flower-show/participate/exhibit/plant-entries.

- On Saturday, September 20, a free Challenge Class program will be offered from 10 am to 11 am, followed by plant distribution from 11:30 am to 1 pm. See page 33.
- Only plants paid for in advance will be reserved.
- Challenge plants are eligible for Enter All Days (EAD), but if entered on a day-to-day basis may be entered in other classes on other entry days. For example, a foliage challenge plant could go into a different foliage class on another entry day.
- **Don't forget to pre-register your Challenge Plants by January 31.**

2630	3630	4630	A <i>Senecio</i> . Plant name will be provided at pick-up time. Eligible for EAD. Challenging to grow.	B
2631	3631	4631	A <i>Pilea</i> . Plant name will be provided at pick-up time. Eligible for EAD. Moderately difficult to grow.	B
2632	3632	4632	A <i>Coleus</i> . Plant name will be provided at pick-up time. Eligible for EAD. Easy to grow.	B
2634	3634	4634	Youth class. A <i>Plectranthus</i> . Plant name will be provided at pick-up time. Open only to exhibitors in 12th grade or under. Eligible for EAD. Easy to grow. See notes about Youth entries on page 73.	B
2635	3635	4635	Returning Challenge Plant: <i>Nepenthes sanguinea</i> . Open only to those whose challenge plants from 2025 are still in Show condition. Eligible for EAD.	F

FORCED BRANCHES

- Each entry must consist of a maximum of seven (7) branches of one variety in a single **transparent** glass container or vase (clear, pale green, or pale blue), with clear glass marbles inside or clear tape on the top to hold the branches in place.
- The "mouth" of the container must not exceed 6" in diameter; maximum height of the branches is 36" from the base of the container.
- For entries in Forced Branches, exhibitors should provide a one-gallon jug of water dosed with the floral preservative of their choice (e.g., Floralife) for use by the Watering Committee to add additional water to the vase(s) if needed. The jug must be clearly marked with the exhibitor's name and the words "Water for Forced Branches." A sheet that identifies the specific plants that need it must be provided. Water is also available in the Hortcourt. Please see a Horticulture Committee chair (red apron) for assistance.
- For these classes, the branches do not need to be in the exhibitor's possession by Dec.1.
- For one source of information about forcing branches, see www.chicagobotanic.org/blog/how_to/forcing_branches_bloom_indoors.

2/27	3/2	3/5	Class name/description	
2650	3650	4650	Cut woody branches of winter-blooming species, timed to bloom at Show time (e.g., <i>Jasminum nudiflorum</i> , <i>Viburnum x bodnantense</i> , <i>Chimonanthus praecox</i> , <i>Prunus mume</i>). Must be hardy varieties that could bloom between December and March outdoors.	B
2655	3655	4655	Cut woody branches forced into bloom out of season (varieties hardy outdoors, not normally in bloom in early March).	B

2026 SPECIALS

For 2026, these classes replace the Daily Specials and are all eligible for EAD.

2/27	3/2	3/5	Class name/description	
2705	3705	4705	Variegated foliage plant; no cactus or other succulent plant. Pot: 4"-8".	E
2710	3710	4710	Variegated foliage plant; no cactus or other succulent plant. Pot: 4"-8".	E
2715	3715	4715	Variegated cactus or other succulent plant. Pot: 4"-8".	G
2720	3720	4720	Any succulent plant except <i>Aloe</i> , cactus, <i>Crassula</i> , <i>Echeveria</i> , <i>Euphorbia</i> , <i>Gasteria</i> , <i>Haworthia</i> , or <i>Haworthiopsis</i> . Pot: 4" or under.	G
SMALL COLLECTIONS				
Provide two (2) 4" x 6" cards for each plant.				
2730	3730	4730	Parent and one offspring: A specimen plant and an offspring propagated by the exhibitor from the mature plant, to be shown together in separate pots 8" or under. Indicate the parent on the appropriate cards. State the method and date of propagation on each 4" x 6" card.	F
2735	3735	4735	Matched pair, in identical pots 6" or under.	F

ORCHID CLASSES

Orchid Committee

Co-Chair	Chris Satch.....	botanictonic@gmail.com
Co-Chair	Robert Thuener.....	rkthuener@msn.com
Vice Chair	Barb Schmidt.....	jentomsch@hotmail.com
Advisor.....	Michael Bowell	mwb@createascene.com

Orchids are permitted only in Orchid classes, with the exception that small flowering or foliage orchids are permitted in Terrarium and Wardian-Style cases.

See the entry schedule on page 37 and Horticulture information and rules beginning on page 34.

Orchid Judging: Orchid entries are judged in two ways. First, individual plants are evaluated for American Orchid Society (AOS) awards by comparing them against defined criteria, including whether they meet the standards of perfection for that type of orchid. Only truly exceptional plants receive these awards, sometimes only one or two a year, and the designation AOS added after the plant's name. Then, for "ribbon judging," each entry is compared with the others in its class using criteria such as flower size, floriferousness, condition of blooms, and robustness to determine first, second, third, and honorable mention places.

Novice Classes are open only to exhibitors who have not won a blue ribbon in the Orchid classes of the PHS Philadelphia Flower Show prior to 2026.

2/27	3/2	3/5	Class name/description
5000	6000	7000	<i>Cattleya</i> and Alliance species except <i>Epidendrum</i> (see 5018, 6018, 7018). Eligible for EAD.
5010	6010	7010	<i>Cattleya</i> and Alliance hybrids except <i>Epidendrum</i> (see 5018, 6018, 7018), flowers greater than 4" across. Eligible for EAD.
5012	6012	7012	<i>Cattleya</i> and Alliance hybrids except <i>Epidendrum</i> (see 5018, 6018, 7018), flowers 2½" to 4" across. Eligible for EAD.
5015	6015	7015	<i>Cattleya</i> and Alliance hybrids except <i>Epidendrum</i> (see 5018, 6018, 7018), flowers less than 2½" across. Eligible for EAD.
5017	6017	7017	Novice Class: <i>Cattleya</i> and Alliance species and hybrids. Eligible for EAD.
5018	6018	7018	<i>Epidendrum</i> species and hybrids. Eligible for EAD.
5020	6020	7020	<i>Paphiopedilum</i> multifloral species. Eligible for EAD.
5025	6025	7025	<i>Paphiopedilum</i> single-flowered species. Eligible for EAD.
5030	6030	7030	<i>Paphiopedilum</i> multifloral hybrids. Eligible for EAD.
5040	6040	7040	<i>Paphiopedilum</i> single-flowered hybrids. Eligible for EAD.
5045	6045	7045	Novice Class: <i>Paphiopedilum</i> single-flowered or multifloral species and hybrids. Eligible for EAD.
5050	6050	7050	<i>Phragmipedium</i> species and hybrids. Inconspicuous clear plastic saucers are required in this class and must be provided by the exhibitor. Eligible for EAD.
5055	6055	7055	Novice Class: <i>Phragmipedium</i> species and hybrids. Inconspicuous clear plastic saucers are required in this class and must be provided by the exhibitor. Eligible for EAD.
5060	6060	7060	<i>Phalaenopsis</i> and Alliance species. Eligible for EAD.
5070	6070	7070	<i>Phalaenopsis</i> and Alliance hybrids (flowers greater than 3" across). Eligible for EAD.
5071	6071	7071	Novice Class: <i>Phalaenopsis</i> species and hybrids (flowers greater than 3" across). Eligible for EAD.

2/27	3/2	3/5	Class name/description
5075	6075	7075	<i>Phalaenopsis</i> and Alliance hybrids (flowers 2"-3" across). Eligible for EAD.
5076	6076	7076	New! Novice Class: <i>Phalaenopsis</i> species and hybrids (flowers 2"-3" across). Eligible for EAD.
5077	6077	7077	<i>Phalaenopsis</i> and Alliance hybrids (flowers less than 2" across). Eligible for EAD.
5078	6078	7078	Novice Class: <i>Phalaenopsis</i> species and hybrids (flowers less than 2" across). Eligible for EAD.
5079	6079	7079	Youth Class. Any blooming <i>Phalaenopsis</i> . Open only to students in 12th grade or under. Eligible for EAD.* See notes about Youth entries on page 73.
5080	6080	7080	<i>Vanda</i> and Alliance species and hybrids. Eligible for EAD.
5100	6100	7100	<i>Cymbidium</i> species and hybrids (flowers 3" across or greater). Eligible for EAD.
5110	6110	7110	<i>Cymbidium</i> species and hybrids (flowers less than 3" across). Eligible for EAD.
5115	6115	7115	<i>Cymbidium</i> section <i>Jensoa</i> species (e.g., <i>ensifolium</i> , <i>goeringii</i> , <i>sinense</i>). Eligible for EAD.
5120	6120	7120	<i>Dendrobium</i> species. Eligible for EAD.
5130	6130	7130	<i>Dendrobium</i> hybrids. Eligible for EAD.
5150	6150	7150	<i>Oncidium</i> and Alliance species and hybrids. Eligible for EAD.
5160	6160	7160	<i>Miltonia</i> , <i>Miltoniopsis</i> , and Alliance species and hybrids. Eligible for EAD.
5165	6165	7165	<i>Lycaste</i> species and hybrids. Eligible for EAD.
5170	6170	7170	Miniature orchids, any species and hybrids; plant at maturity not to exceed 6" in height, excluding inflorescence. No <i>Phalaenopsis</i> . Eligible for EAD.
5175	6175	7175	Any other orchid species not listed above. Eligible for EAD.
5180	6180	7180	Any other orchid hybrids not listed above. Eligible for EAD.
5182	6182	7182	Novice Class: Any other orchid species and hybrids not listed above. Eligible for EAD.
5183	6183	7183	Youth Class. Any blooming orchid except <i>Phalaenopsis</i> . Open only to students in 12th grade or under. Eligible for EAD.* See notes about Youth entries on page 73.
5185	6185	7185	Any blooming orchid, mounted. Eligible for EAD.
5190	6190	7190	Any non-blooming orchid with interesting foliage. Eligible for EAD.
5200	6200	7200	Out on a Limb. A collection of at least three (3) plants (no cut flowers), at least one of which is a blooming orchid, in an aesthetically pleasing arrangement on a natural log/branch/bark, not exceeding 36". Other blooming plants are permitted, but orchids must predominate. A plant list is required (see page 38). Eligible for EAD.

2/27	3/2	3/5	Class name/description
5202	6202	7202	New: Farther Out on a Limb. A collection of at least seven plants (no cut flowers), at least three of which are blooming orchids, in an aesthetically pleasing arrangement on a natural log/branch/bark not exceeding 60" in any direction. Other blooming plants are permitted, but orchids must predominate. In addition to 2 4" x 6" cards, provide a diagram and one 4" x 6" card with a printed plant list. (See bottom of page 38.) Limited to 4 entries. Eligible for EAD.
5205	6205	7205	Orchid Terrarium. A terrarium containing an aesthetically pleasing arrangement of at least two blooming orchid plants (no cut flowers). Other non-blooming plants are permitted, but orchids must predominate. The terrarium may not exceed 20" in length, width, or height. (See Terrarium definition on page 45.) Terrariums must have clear covers. No aquariums.) A plant list is required (see page 38). Eligible for EAD.
5210	6210	7210	<i>Phalaenopsis</i> in a Teacup or Mug. One or more <i>Phalaenopsis</i> plants (no cut flowers). Other non-blooming foliage is permitted. No artificial materials. Eligible for EAD.
5215	6215	7215	Orchids (other than <i>Phalaenopsis</i>) in a Teacup or Mug. One or more non- <i>Phalaenopsis</i> orchid plants (no cut flowers). Other non-blooming foliage is permitted. No artificial materials. Eligible for EAD.
5220	6220	7220	Orchids grown in home or office (not in a greenhouse), flower size greater than 2". Eligible for EAD.
5222	6222	7222	Orchids grown in home or office (not in a greenhouse), flower size less than 2". Eligible for EAD.
5225	6225	7225	Box Store Beauties. An orchid of any type, purchased from a big box store, grocery store, produce market, etc. Full botanical names are not required on the 4" x 6" cards. Designations such as <i>Phalaenopsis</i> hybrid are acceptable. Also provide the length of time the exhibitor has been growing the plant, from months to years. Plant must be in exhibitor's possession by December 1. Eligible for EAD.
5230	6230	7230	New! For Orchid Kokedama. See page 56.

HORTICULTURE AND ORCHIDS SWEEPSTAKES POINTS

Points are awarded for entries and awards in all Competitive Classes. At the end of the Show, sweepstakes awards go to exhibitors and organizations accumulating the most points in a specific area of the Show (e.g., Horticulture) or in all categories (grand sweepstakes). Clubs and organizations receive points based on their club entries plus points earned by their members.

Horticulture and Orchid Classes Entry and Award Points

	1 plant per container	3 or more plants
First place (blue ribbon)	12	15
Second place (red ribbon)	07	10
Third place (yellow ribbon)	05	07
Honorable Mention (white ribbon)	03	05
Pre-entry (each judging day)	01	02
Second Thursday pre-entry	additional 01	additional 01
Second Thursday post-entry	01	01

The extra entry points on Second Thursday, including for post-entries, are an incentive to exhibitors to keep the Horticulture full and fresh for the second weekend of the Show. Additional points are given for special awards listed on pages 67-71.

2026 FLOWER SHOW AWARDS

FEATURE AWARDS

1. **The PHS Philadelphia Flower Show Cup**—Best in Show award, for the highest-scoring Landscape major exhibit in the Show.
1. **The PHS Philadelphia Flower Show Cup**—Best in Show award, for the highest-scoring Floral major exhibit in the Show.
4. **The PHS Philadelphia Flower Show Silver Trophy**—for the Landscape major exhibit receiving the second-highest number of points.
4. **The PHS Philadelphia Flower Show Silver Trophy**—for the Floral major exhibit receiving the second-highest number of points.
5. **The Alfred M. Campbell Memorial Trophy**—for the Educational major exhibit that demonstrates the most successful use of a variety of plants in a unique fashion.
6. **The Mayor's Trophy**—for the Floral major exhibit that demonstrates the most innovative or unique design or use of plants or products.
7. **The Governor's Trophy**—for the Landscape major exhibit that demonstrates the most innovative or unique design.
8. **The Philadelphia Trophy**—for the Landscape major exhibit that demonstrates the best use of color.
9. **The PHS Council Trophy**—for the Landscape major exhibit with the most accomplished display of forced plants.
11. **The Anne Vallery Award**—Awarded to the major exhibit that uses its intent to take a vibrant and strong stance on an issue—environmental, humanitarian, etc.—and encourages the viewer to be introspective about the topic.
14. **Chicago Horticultural Society Flower Show Medal**—to an Educational exhibit showing outstanding horticultural skill and knowledge in a nationally recognized flower show.
22. **The Phyllis M. Craig Award**—to the Floral major exhibit demonstrating the best use of color in flowering and/or foliage plants in an innovative or unique design.
82. **PHS Sustainability Award**—for the Educational major exhibit demonstrating the best use of sustainable gardening practices to the public.
84. **RHS Choice Award**—given to the exhibit that the RHS believes provides inspiration to visitors, the public, and the horticultural industry. Available to be awarded to one exhibition in the Landscape, Floral, or Educational categories.

PHS MEDALS

Judging criteria include quality of design, horticulture, plantsmanship, and visitor experience.

101. **PHS Gold Medal**—for major exhibits receiving 90-100 points.
102. **PHS Silver Medal**—for major exhibits receiving 80-89 points.
103. **PHS Bronze Medal**—for major exhibits receiving 65-79 points.

SPECIAL PANEL AWARDS

15. **The Pennsylvania Landscape and Nursery Association Trophies**—showing the most effective use of plants and best use of design in the Landscape and Educational categories.
16. **Massachusetts Horticultural Society Gold Medal**—to the Educational exhibit demonstrating the best use of design.
17. **The American Horticultural Society Environmental Award**—for an exhibit of horticultural excellence that best demonstrates the bond between horticulture and the environment and inspires the viewer to beautify home and community through skillful design and appropriate plant material.

18. **The Bulkley Medal of The Garden Club of America**—for a special exhibit in the field of horticulture, botany, or conservation. The exhibit of exceptional educational merit increases the knowledge and awareness of the viewing public. It is the exhibit that best combines an important message with the ability to convey that message to the public.
19. **Special Achievement Awards of the Garden Club Federation of Pennsylvania**—awarded, if merited, to exhibits of unusual excellence (1,000 square feet and over, and under 1,000 square feet) in the categories of Conservation, Education, Horticulture, and Creativity.
21. **Society of American Florists Flower Show Award**—for artistic presentation of flowers and plants for public enjoyment in the Floral category.
27. **The Emile H. Geschick Memorial Award**—for distinctive orchid display, to be judged for quality and artistic arrangement in either group or individual specimens.
28. **American Orchid Society Show Trophy**— for the most meritorious orchid exhibit. The AOS Show Trophy is considered by AOS to be the most prestigious of the exhibit awards and is intended to encourage the improvement of the standards of exhibits.
29. **American Orchid Society Show Awards**—presented, if merited.
80. **The PHS Gold Medal Award**—for the best use of PHS Gold Medal plants in a major exhibit.
85. **The Kate & Robert Bartlett Award**—for the best use of trees in a Landscape exhibit.
93. **PHS Gardening for the Greater Good Award**—for the Landscape, Floral, and Educational major exhibits that best exemplify PHS’s mission to activate horticulture and gardening as a force for the “greater good” by advancing the health and well-being of people and their environments.

DESIGN CLASSES AWARDS

10. **Penn Valley Garden Club Award**—to the outstanding blue-ribbon winner in the Garden classes (160-160A).
13. **PHS Awards**—for daily maintenance and condition in the Table with Arrangement (134-134A), Miniature Setting (135-136), Store Window (156-156A), Garden (160-160A), Balcony (161-161A), and Doorway classes (175-175A).
50. **PHS Award**—to the outstanding blue-ribbon winner in the Miniature Setting classes (135 & 136).
51. **PHS Award**—to the outstanding blue-ribbon winner in the Balcony classes (161-161A).
53. **PHS Award**—to the outstanding blue-ribbon winner in the Doorway classes (175-175A).
54. **PHS Award**—to the outstanding blue-ribbon winner in the Store Window classes (156-156A).
61. **PHS Award**—to the outstanding blue-ribbon winner in the Table with Arrangement (134-134A). Awarded Wednesday.
62. **PHS Award**—to the outstanding blue-ribbon winner in the Window Box & Lamp Post classes (167 & 168). Awarded Wednesday.
83. **PHS Sustainability Award**—for the Design classes exhibit demonstrating innovative, creative, and inspiring approaches to sustainable gardening or floral design.
93. **PHS Gardening for the Greater Good Award**—for the Design classes exhibit that best exemplifies PHS’s mission to activate horticulture and gardening as a force for the “greater good” by advancing the health and well-being of people and their environments.
96. **The Betty K. Greene Award**—to the outstanding blue-ribbon winner in the Design Classes.
98. **The Gail H. Lipman Outstanding Blue-Ribbon Award**—for the best use of containers by a winner in the Design classes.

HORTICULTURE CLASSES AWARDS

24. **PHS Ribbon**—presented on each judging day, if merited, to the highest scoring blue-ribbon entry of one variety in the Horticulture classes.
- 24A. **PHS Ribbon**—presented on each judging day, if merited, to the second-highest scoring blue-ribbon entry of one variety in the Horticulture classes.
25. **PHS Ribbon**—presented on each judging day, if merited, to the highest scoring blue-ribbon entry having two or more varieties.
- 25A. **PHS Ribbon**—presented on each judging day, if merited, to the second highest scoring blue-ribbon entry having two or more varieties.
26. **PHS Orchid Award**—presented each judging day for the outstanding blue-ribbon winner in the Orchid classes.
- 26A. **PHS Orchid Ribbon**—presented each judging day for the second-highest scoring blue-ribbon winner in the Orchid classes.
- 26B. **The Walter M. Off Award**—presented on the last judging day, if merited, for the best species orchid.
- 26C. **The Lois and James Duffin Award**—presented on the last judging day, if merited, for the best hybrid orchid.
- 26D. **PHS Novice Orchid Award**—presented on the last judging day, if merited, for the outstanding blue-ribbon winner in the Novice Orchid classes.
30. **Philadelphia Unit of The Herb Society of America, Inc., Awards**—for an outstanding use of herbs or an individual specimen herb. A total of nine (9) ribbons may be awarded.
31. **North American Rock Garden Society Delaware Valley Chapter Doretta Klaber Award**—for the outstanding entry encompassing all Rock Garden classes over the course of the Show.
32. **North American Rock Garden Society Delaware Valley Chapter Ribbons**—presented, if merited, to outstanding entries in the Rock Garden and Miniature Conifer classes. Four (4) ribbons per day may be awarded.
33. **Delaware Valley Daffodil Society Ribbons**—for the outstanding blue-ribbon winners in the *Narcissus* classes. One (1) ribbon per judging day may be awarded.
34. **The Nancy H. Greenwood Award**—for the outstanding blue-ribbon winner in the bulb section, other than *Narcissus* classes. One (1) ribbon per judging day may be awarded.
35. **American Primrose Society Award, Doretta Klaber Chapter Ribbons**—for the best *Primula* in the Horticulture section. Two (2) ribbons per judging day may be awarded.
36. **Far Out Cactus Award**—for the outstanding blue-ribbon winner in any cactus or succulent class.
37. **Meadowbrook Farm Indoor Gardening Trophy**—to the outstanding blue-ribbon winner in the Terrarium and Wardian-Style Cases classes.
38. **The Edith Wilder Scott Award**—given by the Four Counties Garden Club for the outstanding blue-ribbon winner in the Horticulture classes.
39. **Philadelphia Cactus & Succulent Society Ribbons**—presented, if merited, to outstanding cactus or other succulent entries in any class among the Horticulture classes of the Show. Four (4) ribbons per judging day may be awarded.
40. **The Susie Walker Award**—given by the Wissahickon Garden Club for the outstanding blue-ribbon winner in the *Begonia* classes on each Horticulture judging day.
41. **The Garden Club of America Certificate of Excellence in Horticulture**—awarded to an exhibit of great distinction in a competitive horticulture class. The exhibit must have placed first, second, or third. Awarded in odd years (next awarded in 2027).

42. **The Gesneriad Society Liberty Bell Chapter Ribbon**—presented, if merited, to the outstanding flowering gesneriad entries in the Horticulture classes. Two (2) ribbons per judging day may be awarded.
43. **The Gesneriad Society Liberty Bell Chapter Ribbon**—presented, if merited, to the outstanding grown-for-foilage gesneriad entries in the Horticulture classes. Two (2) ribbons per judging day may be awarded.
68. **The American Ivy Society Ribbons**—presented, if merited, for the outstanding ivy entry. One (1) ribbon per judging day may be awarded.
81. **The Elsa R. Efran Award**—presented, if merited, for an outstanding entry in the Novice Horticulture classes. Two (2) ribbons per judging day may be awarded.
86. **National Garden Clubs, Inc. Medal for Horticulture**—Awarded, if merited to the horticultural exhibit judged by a NGC, Inc. panel to be the finest in a major non-standard flower show. Must score 95 points or more. Awarded in even years.
88. **The Gerald S. Barad Award**—given by the Philadelphia Cactus & Succulent Society for the outstanding blue-ribbon winner in the cactus and succulent classes on each Horticulture judging day.
89. **The Indoor Plant Society Ribbon**—presented, if merited, to the outstanding entry in a “grown in house or office” category. Two (2) ribbons per judging day may be awarded.
90. **The Edwin D. MacFarland, Jr. Award** for the outstanding *Begonia* entry of the week in the Horticulture classes.
91. **The Delaware Valley Branch, American Begonia Society Ribbon**—presented, if merited, to the outstanding flowering *Begonia* entries in the Horticulture classes. Two (2) ribbons per judging day may be awarded.
92. **The Delaware Valley Branch, American Begonia Society Ribbon**—presented, if merited, to the outstanding foliage *Begonia* entries in the Horticulture classes. Two (2) ribbons per judging day may be awarded.
94. **The Philadelphia Cactus & Succulent Society Deb Donaldson Ribbon**—presented, if merited, to the outstanding variegated cactus or other succulent entry on each judging day.
99. **The Kizzie Lou Fann Vance Award**, for the outstanding blue-ribbon winner in the Novice Horticulture and Orchid classes at the PHS Philadelphia Flower Show.

ARTISTIC CLASSES AWARDS

44. **The Garden Club of America Certificate of Excellence in Floral Design**—for an exhibit of great distinction in a competitive class at a major flower show. The entry must have placed first, second, or third. Awarded in even years to an exhibit in the Artistic section.
45. **The Blue and Gold Ribbon of the Garden Club Federation of Pennsylvania**—presented each judging day to the highest scoring blue-ribbon winner in the Small Niche, Quadrant, and Large Backed Pedestal classes scoring 95 or more points.
46. **The Blue and Gold Ribbon of the Garden Club Federation of Pennsylvania**—presented each judging day to the highest scoring blue-ribbon winner in the Miniature Arrangement classes scoring 95 or more points.
47. **The Blue and Gold Ribbon of the Garden Club Federation of Pennsylvania**—presented each judging day to the highest scoring blue-ribbon winner in the Galleria, Open Platform, and Backed Platform classes scoring 95 or more points.
48. **PHS Award**—to the outstanding blue-ribbon exhibit in the Miniature Arrangement classes.
52. **PHS Award**—to the outstanding blue-ribbon exhibit of the week in the Backed Platform classes.
55. **PHS Award**—to the outstanding blue-ribbon exhibit of the week in the Galleria classes.
56. **The Nancy Reid Clausen Award** donated by the Chestnut Hill Garden Club—to the outstanding blue-ribbon exhibit of the week in the Quadrant classes.

57. **The Carolyn Waite Award** presented by the Huntingdon Valley Garden Club—to the outstanding blue-ribbon exhibit of the week in the Small Niche classes.
59. **The Helen Hope Dechert Award**—presented by The Planters to the outstanding blue-ribbon exhibit of the week in the Small Niche and Miniature Arrangement classes.
65. **PHS Award**—to the outstanding blue-ribbon exhibit of the week in the Open Platform classes.
66. **PHS Award**—to the outstanding blue-ribbon exhibit of the week in the Large Backed Pedestal classes.
87. **National Garden Clubs, Inc. Medal for Design**—Awarded, if merited, to the design exhibit judged by a NGC, Inc. panel to be the finest in a major, non-standard flower show. Must score 95 points or more. Eligible classes: Miniature Arrangements, Open Platform, Small Niche, Quadrant, Large Backed Pedestal, Backed Platform, and Galleria. Awarded in odd years (next awarded in 2027).
64. **PHS Award**—to the outstanding blue-ribbon exhibit in the Photography classes.
95. **The Garden Club of America Certificate of Excellence in Photography**—for an exhibit of great distinction in a competitive class at a major flower show. The entry must have placed first, second, or third. Awarded annually to an exhibit in the Photography division.
49. **PHS Award**—to the outstanding blue-ribbon winner in the Pressed Plant Material classes.
- 49A. **PHS Award**—to the outstanding blue-ribbon winner in the Pressed Plant Material classes—Youth classes.
63. **PHS Award**—to the outstanding blue-ribbon exhibit in the Botanical Arts classes.
97. **The Garden Club of America Certificate of Excellence in Botanical Arts**—for an exhibit of great distinction in a competitive class at a major flower show. The entry must have placed first, second, or third. Awarded annually to an exhibit in the Botanical Arts division.

SWEEPSTAKES AWARDS

70. **The Hamilton Greenhouse Award**—for the runner-up in the individual Horticulture classes Sweepstakes.
71. **The Mrs. Lammot du Pont Copeland Horticultural Sweepstakes Trophy**—for the individual accumulating the greatest number of points in the Horticulture classes.
72. **PHS Award**—for the garden club or horticultural organization accumulating the greatest number of points in the Horticulture classes. A minimum of three (3) members must enter.
73. **The Sarah C. Z. Groome Award**—to the individual accumulating the greatest number of points in the following Artistic classes: Open Platform, Backed Platform, Galleria, Small Niche, Quadrant, Large Backed Pedestal, Miniature Arrangement, Botanical Arts, and Pressed Plant Material. The winner must have a minimum of three (3) Artistic entries and must have entered two or more Artistic categories.
74. **The Rosemarie P. Vassalluzzo Artistic Sweepstakes Trophy**—presented by the Four Lanes End Garden Club to the garden club or horticultural organization accumulating the greatest number of points in the Artistic Section. A minimum of three (3) members must enter and must have entered two or more Artistic categories.
75. **The Margaret Buckley Zantzinger Award**—for the garden club accumulating the greatest number of points in all competitive sections of the PHS Philadelphia Flower Show. A minimum of three (3) members must exhibit in Artistic classes in two (2) or more Artistic categories and a minimum of three members must exhibit in Horticulture classes.
76. **The PHS Grand Sweepstakes Trophy**, donated by Mrs. Henry W. Breyer, Jr.—to the individual accumulating the greatest number of points in all competitive sections of the Show. A minimum of three (3) entries in Artistic classes (in two or more Artistic categories) and a minimum of three (3) entries in Horticulture classes is required.
77. **The Deb Donaldson Award**—to the individual accumulating the greatest number of points in the cactus and succulent classes in the Horticulture classes.

COMPETITIVE CLASSES LOGISTICS

ENTRY CREDENTIALS

- Entry credentials and additional instructions will be sent to you in Exhibitor mailings in February.

TAKING YOUR ENTRIES TO THE SHOW

IF YOU DRIVE...

- **New: There will be 3 climate-conditioned zones for parking** available for Competitive Classes exhibitors in vehicles. Exhibitors should follow signs for "Flower Show Exhibitors" located at 12th Street and Race Street. **You will be directed to the next available space by a parking attendant. Specific instructions will be sent in your credential packet.**
- Parking is provided for exhibitors while entering, maintaining, or removing exhibits. Parking is limited and on a first-come, first-served basis. You must have a parking pass (hangtag) to park.
- You will receive a parking hangtag for the days you are entering. Your name **and cell phone number** must be on **both** sides of your parking hangtag! **Your entry to the building will be delayed if your name and cell phone number are not on the tag.**
- **Beginning Thursday, February 26, access to parking opens at 6 a.m.** After you have made your entries, you must remove your vehicle. All vehicles must be removed before the Show opens to the public. **Cars must be removed by the posted times, or they will be towed at the owner's expense, and you may lose the right to exhibit in the future.**
- **Exhibitors with small exhibits are encouraged to bring an additional helper to assist with drop-off and moving the car.**
- Freight elevators can be used to take entries to the Show floor (level 2). Hand carts are in short supply; we suggest that you bring your own.
- **Note to Horticulture/Orchid exhibitors:** If you are entering only one or two plants or are post-entering on Thursday, February 26, we suggest that you plan to arrive **after 3 p.m.**, by which time many of the exhibitors with large numbers of entries will have been registered.
- **You can find a list of nearby parking lots (including information about reserved parking)** at theflowershow.com/plan-your-visit/directions-parking.

IF YOU ARRIVE ON FOOT...

- Enter the Convention Center through one of the main entrances and go directly to the Show floor. The Competitive Classes are in "B Hall."

TEAR-DOWN

- **All Competitive Classes exhibitors:** On Sunday, March 8, after 6:30 p.m., the building is scheduled to reopen for vehicle parking. **However, the gate cannot be opened and tear-down cannot begin until the public has been cleared from the Show floor.** Please be patient. An announcement will be made when it is time to begin dismantling exhibits.
- Please note: No carts, dollies, wagons, etc., are permitted on the Show floor until 6 p.m.
- **No one under age 16 is allowed on the Show floor during set-up unless they are exhibitors; they must be accompanied by a parent, guardian, teacher, or group leader. Reminder: No one under age 16 is allowed on the Show floor during tear-down. No exceptions.**

SAME-DAY RE-ENTRY

If you want to return to see the Show after you have entered or maintained your exhibits, be sure to have your hand stamped before you leave the Show level. Hand-stamp stations are located at the top of the Down escalator near the main Show entrance (A Hall), at the top of the West Concourse Down escalator (where the bus groups leave), and at the Grand Hall Gate exit. Once your hand has been stamped, you may leave from any exit and use any entrance to re-enter the Show later that day during Show hours.

TEACHERS AND YOUTH-GROUP LEADERS

Are you planning to have your students enter the 2026 PHS Philadelphia Flower Show?

School and Youth Exhibitor Liaisons will offer assistance for schools and youth organizations that want to participate in the Show. They can advise you on a variety of topics including the most effective way to submit your entries, the logistics of preparing entry cards, taking plants to the Show, obtaining credentials for students and chaperones, scheduling bus trips, re-entering and removing entries, and the like.

Please plan to attend an informative virtual meeting to receive important information and support.

Monday, January 12, 2026, 7:00 pm

Getting Ready for the Show

To register and find more information, go to

https://PHSjoin.formstack.com/forms/school_and_youth_leader_information_request_form

For more information, please contact compclasses@Pennhort.org as soon as possible.

School and Youth Exhibitor Liaison Committee

Co-Chair..... Pam Snyder..... youthexhibitor@pennhort.org

Co-Chair..... Johanna Schoeller..... youthexhibitor@pennhort.org

Exhibitors between the ages of 12-16 are only allowed on the Show floor during set-up if they are under the supervision of an adult—parent, guardian, teacher, or group leader. No one under the age of 12 is allowed on the Show floor during set-up, and no one under age 16 is allowed on the Show floor during tear-down. No exceptions.

2026 YOUTH CLASSES

BOTANICAL ARTS: Registration opens September 17.

- **VINTAGE VIXEN (Botanical Form).** Design a make-up compact with 1950s flair and filled with eye shadow, lipstick, or blush. Open only to high-school students or novice exhibitors; student entries will have priority. Limited to 6 entries. See page 24.

PRESSED PLANTS: Registration opens September 17.

- **FLEDGING THE NEST. Youth Class.** Capture any image of a bird or birds. Birds grow, explore, and soar, leaving their roots in their awakening of independence. This class is for youths in Grades 3-12. All youth entries will be juried. See page 19.

HORTICULTURE AND ORCHIDS: Registration opens December 1; see pages 31-66.

All Horticulture and Orchid classes are open to youth exhibitors. However, the following classes are open **only** to exhibitors in 12th grade and under. Please see cited pages for full class descriptions.

All Youth Class entries from an entire class of students **must** be pre-registered. This allows for a smoother entry process and sufficient display space. The teacher should pre-register all potential plants for entry. All plants brought to the Show must be of Show quality at entry time.

No more than two students may be listed as co-exhibitors on an entry.

- **Youth Class.** *Narcissus* 'Ice Follies' (Div. 2, Large Cup)—page 47.
- **Youth Class.** *Hippeastrum* (amaryllis), any standard single-flowered bulb—page 48.
- **Youth Class.** Any *Hyacinthus orientalis* except 'Delft Blue' or 'Pink Pearl'—page 48.
- **Youth Class.** Cactus or other succulent plant—page 50.
- **Youth Class.** Foliage plant; no cactus, other succulent plant, *Clivia*, or bulb—page 53.
- **Youth Challenge Class.** *Plectranthus*. Plant name will be provided at pick-up time—page 62.
- **Youth Class.** Any **blooming** *Phalaenopsis*—page 65.
- **Youth Class.** Any **blooming** orchid except *Phalaenopsis*—page 65.



100 N. 20th Street, Suite 405
Philadelphia, PA 19103-1495
PHSonline.org

Philadelphia PHS Flower Show

2026 EXHIBITOR'S GUIDE:

- Awards
- Classes
- Rules/Guidelines
- Schedules